



Interreg Greece-Bulgaria



EUROPEAN UNION

GR-BG BUSINESS PASSPORT

European Regional Development Fund

BUSINESS PASSPORT

DIMITROVGRAD



Interreg Greece-Bulgaria



Dimitrovgrad Municipality

GR-BG BUSINESS PASSPORT

European Regional Development Fund

At the beginning of 2022, the team of Regional Municipalities Association "Maritza" started the development of a Business Profile of Haskovo region as well as in 2023 its update. What the development should contain was a discussion for more than a month. And the reason for this was the lack of up-to-date information that would serve businesses in the region and beyond, for proper planning and definition of specific goals that would contribute to successful economic development in the region. By finding and summarizing the data in this Business Profile, we aim to show up-to-date information about the business climate, the local economy, the workforce, the fields of education and healthcare, etc. in Haskovo region by municipalities.

We hope this is useful for you and your business. We promise this is just the beginning. We are convinced that with joint efforts we can achieve good results, so please, if you have suggestions on how and with what to improve the current product, contact us via www.maritza.info

We are expecting you!

With wishes for fruitful cooperation,
The team of RMA "Maritza"



REGIONAL MUNICIPALITIES ASSOCIATION

MARITZA



Territory balance




agricultural



74,19%




forest



11,17%



settlements and other
urbanized areas



10,22%




water courses and
water areas



2,68%




for transport and
infrastructure



0,37%



Minerals mining



0,77%



Area, population density and settlements



Area

567,3
sq. km



Population
density

78,7
people/
sq. km



Settlements

27



Towns

2



Villages

25

**Dimitrovgrad
Municipality**




Atmospheric pressure, temperature and air humidity in 2021




Atmospheric pressure

988,8
hPa




Air temperature:
Average

13,7
°C



Air temperature:
maximum absolute(02/08/2021)

42
°C



Air temperature:
minimum absolute (17/02/2021)

-13,6
°C



Relative air humidity - %

68
%

Meteorological station Haskovo



Precipitation in 2021, Haskovo Meteorological Station

Precipitation

annual amount

793

MM

Precipitation

Maximum
(27/01/2021)

45

MM

Number of
days with:
precipitation ≥ 0.1
mm

128

Number of
days with:
thunderstorms

25

Number of
days with:
fog

32

Number of
days with:
snow cover

16

Number of
days with:
cloudiness < 2

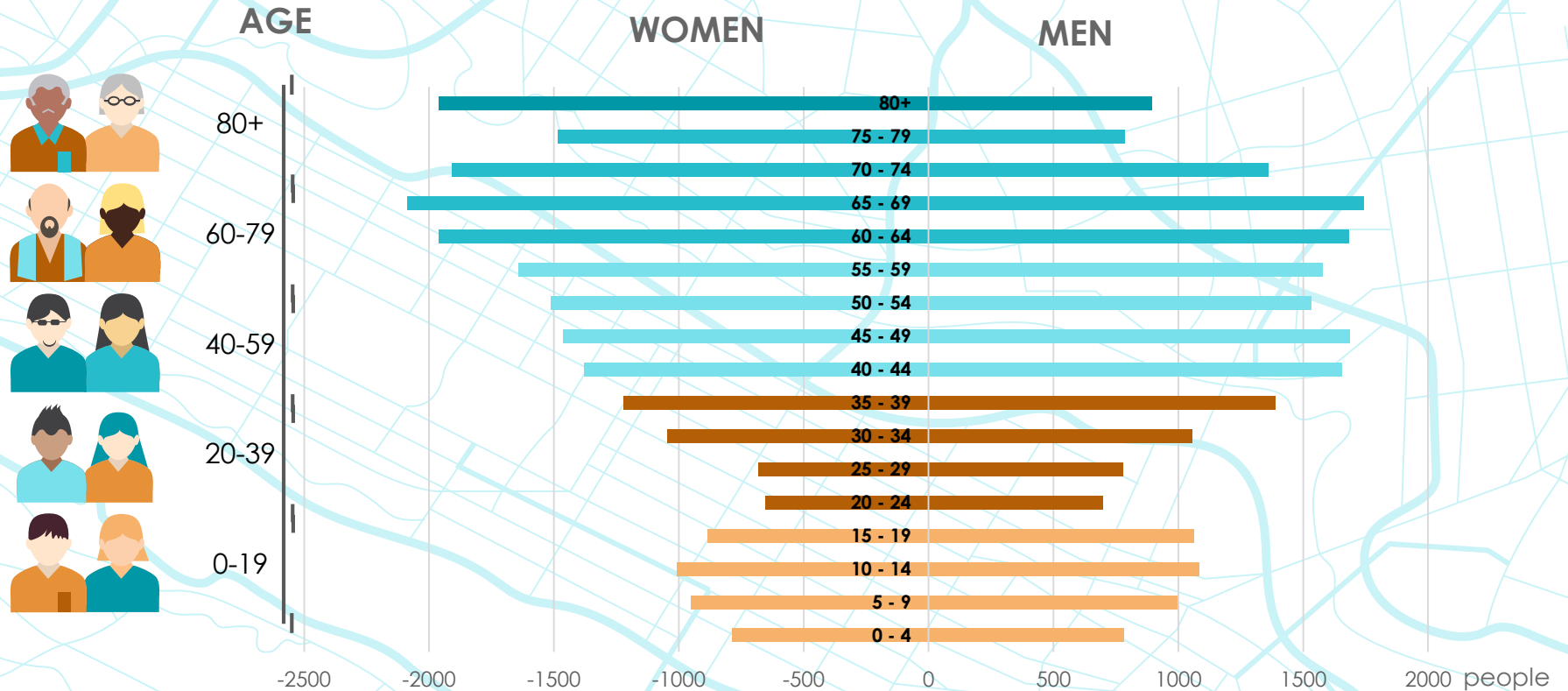
56

Number of
days with:
cloudiness > 8

108



Gender - age pyramid as of 31.12.2022





POPULATION UNDER, OF AND OVER WORKING AGE IN DIMITROVGRAD MUNICIPALITY BY 2022

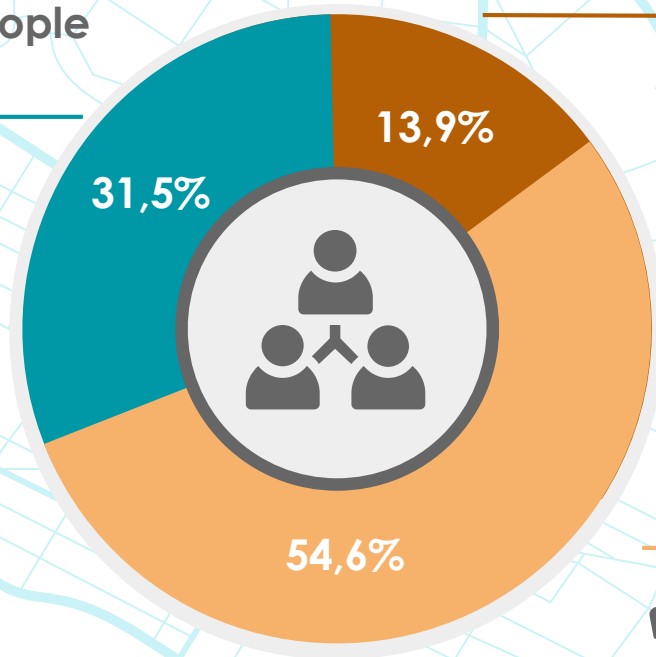
Over working age: 13 670 people

4 956 men

8 714 women



9 388 people in towns



Under working age: 6 050 people



3 098 men



2 952 women



4 686 people in towns

Of working age: 23 698 people



12 717 men



10 981 women



18 476 people in towns



Natural population change in Dimitrovgrad Municipality in 2022



Marriages
(number)

156



Divorces
(number)

67



Live births
(number)

323



Deaths
(number)

985



Deceased children
under 1
year of
age
(number)

1



Natural
increase
(number)

- 662



Coefficient of
natural
increase (%)

-15,3

**Dimitrovgrad
Municipality**

Average list number of persons employed under a labor or service legal contract in 2021



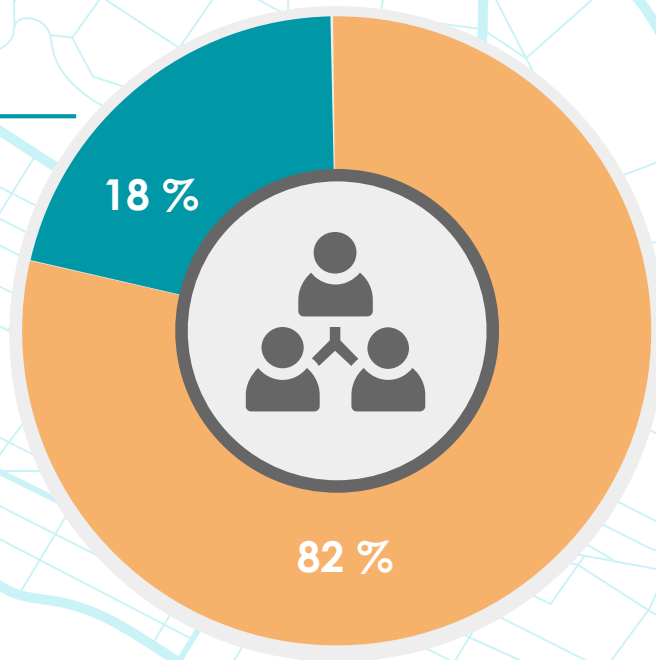


Average list number of persons employed under a labor or service legal contract in 2021 in the public and private sectors

Public sector

2 148

of which with the highest share –
36,9 % employed in “Education”
sector



Private sector

9 978,

of which with the highest share –
54,1% employed in „Processing
industry“ sector

Average gross annual salary of employed persons in employment or service legal contract in 2021



Total	Agriculture, forestry and fisheries	Mining industry	Processing industry	Production and distribution of electric and heat energy and gaseous fuels	Water supply and sewerage services, waste management and recovery	Construction
13 080	12 068	..	13 784	22 884	10 771	9 406
Commerce; car and motorcycle repair	Transport, storage and post	Hotels and restaurants	Creation and distribution of information and creative products; telecommunications	Financial and insurance activities	Real estate operations	Professional activities and scientific research
9 874	10 531	8 934	32 102	9 865	12 175	9 042
Administrative and auxiliary activities	State government	Education	Human healthcare and social work	Culture, sport and entertainment	Other activities	
9 863	16 520	18 513	16 166	8 771	8 097	



Highest and lowest annual salary of employed persons under employment or service legal contract in 2021

32 102
BGN

Highest
average gross
annual salary in
Dimitrovgrad
municipality in
2021

Creation and distribution of information
and creative products;
telecommunications

18 658
BGN

Highest average
gross annual
salary in the
public sector in
Dimitrovgrad
municipality in
2021

Education

32 102
BGN

Highest average
gross annual
salary in the
private sector in
Dimitrovgrad
municipality in
2021

Creation and distribution of information
and creative products;
telecommunications

8 097
BGN

Lowest
average gross
annual salary in
Dimitrovgrad
municipality in
2021

Other activities

Kindergartens in Dimitrovgrad Municipality in 2022/2023

7

Kindergartens
(number)

1 357

Places in
kindergartens
(number)

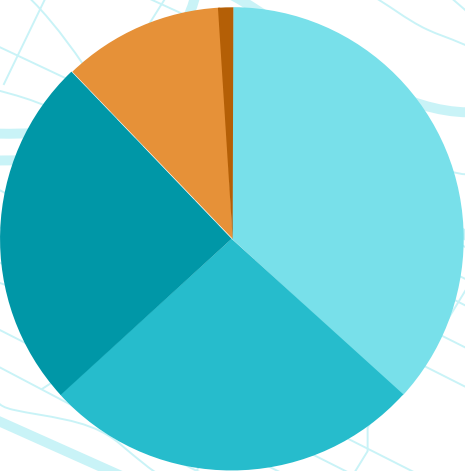
1 278 / 94,2%

Children in kindergartens in
Dimitrovgrad municipality
(number / % occupancy)



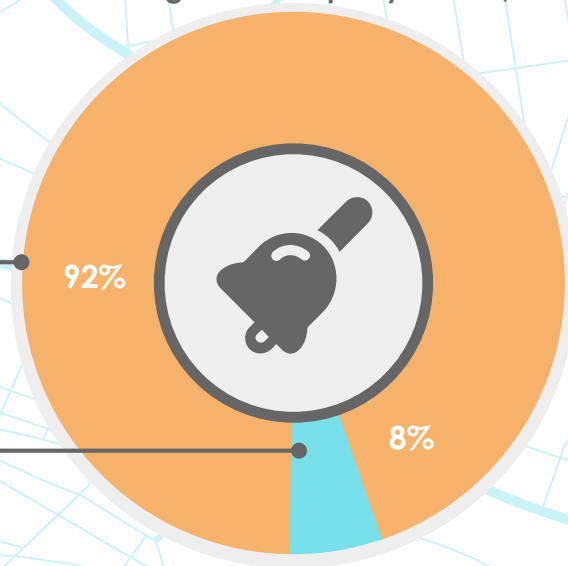


Education in Dimitrovgrad Municipality in 2022/2023



35,96%	I - IV grade	1 503 (772 men, 731 women)
29,26%	V - VII grade	1 223 (654 men, 569 women)
23,95%	VIII - XII grade	1 001 (496 men, 505 women)
8,61%	Vocational high schools and classes for the acquisition of the III degree professional qualification	360 (234 men, 126 women)
0,79%	Vocational high schools and classes for the acquisition of the II degree professional qualification	33 (25 men, 8 women)

Schools in Dimitrovgrad Municipality in 2022/2023



General education schools

12

Vocational high schools

1

546

graduates of general education schools

31

graduates of secondary education in vocational schools

170

graduates of secondary education in general education schools



Active vocational training centers (VTC) on the territory of Dimitrovgrad Municipality

VTC at "RIMPOPOV 2009" EOOD

License No. 2014121195

Offered profession: Computer operator; Welder;
Electrician; Fitter of transport equipment; Installer of lifting
- transport equipment; Transport equipment worker;
Builder; Road builder; Assistant road builder; Driver of a
public transport vehicle

License No. 2014121195

VTC at Non-profit association TERRITORIAL ORGANIZATION OF SCIENTIFIC AND TECHNICAL UNIONS

Offered professions: Graphic designer; Ceramic; Vendor consultant;
Operational Accountant; Computer operator; Organizer Internet
applications; Welder; Installer of energy equipment and installations;
Operator of steam and water heating facilities; Construction
Assistant; Assistant road builder; Landscaper; Landscaping Worker;
Associate social activities; Assistant - educator; Cook; Hairdresser;
Cosmetician; Manicurist-pedicurist; Ecologist

License No. 201012848



Treatment and health facilities in Dimitrovgrad Municipality

Treatment facilities for hospital care

Multi-profile hospitals

1
125 beds



Treatment facilities for outpatient care

Medical centers

3

Independent medical-diagnostic and medical-technical laboratories

6



Medical staff in:

Doctors

90

Dentists

35

Health Care Medical Specialists

130

People per one doctor

482

People per one dentist


1241

Dimitrovgrad Municipality



Nursery in Dimitrovgrad Municipality in 2022

Children in
nursery




47,2% Girls

52,8% Boys

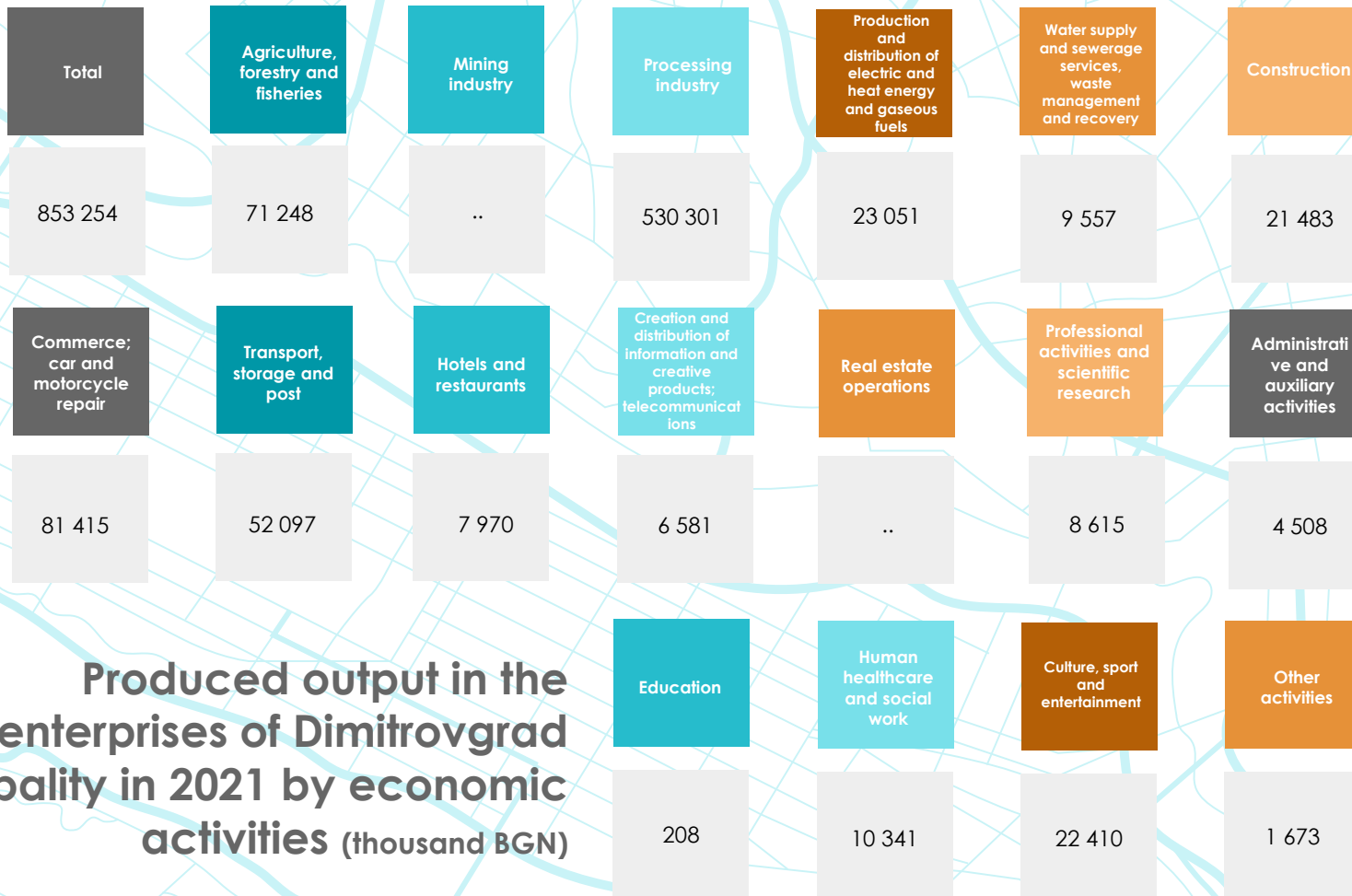



	Establishments	Places (capacity)	Occupancy
Nursery	6	162	77,16%

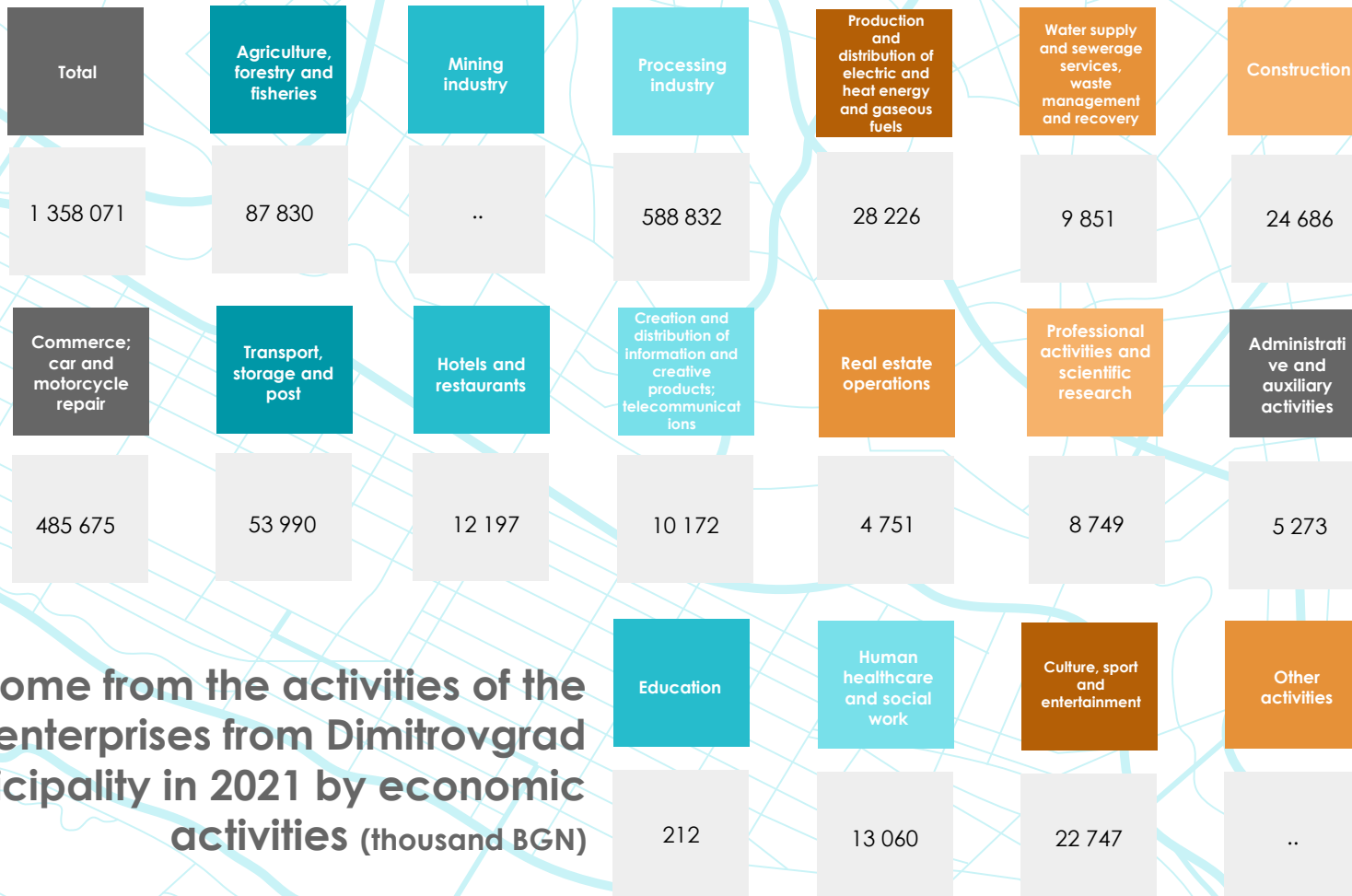


Enterprises in Dimitrovgrad Municipality in 2021 by economic activities





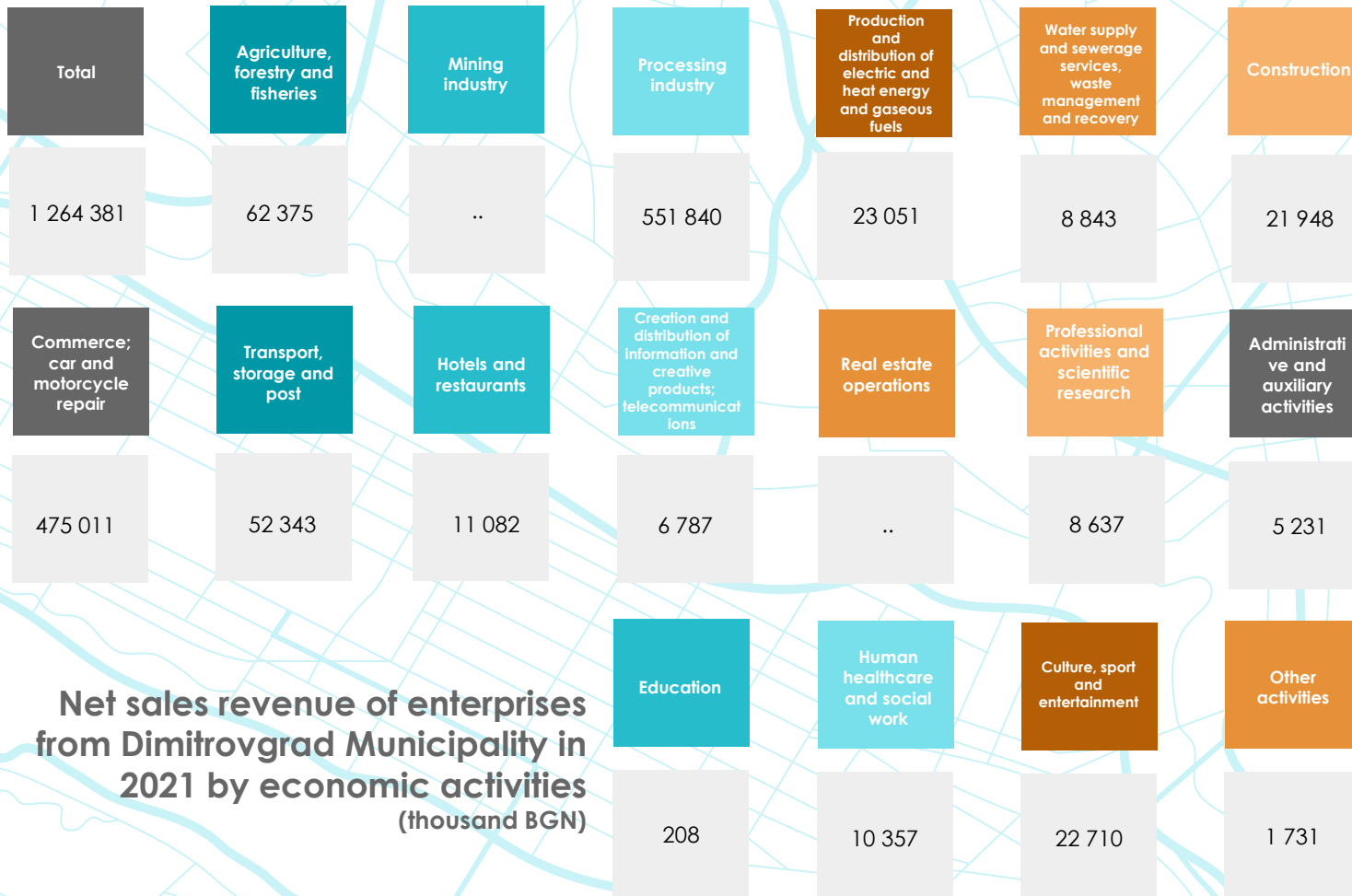
 **Produced output in the enterprises of Dimitrovgrad municipality in 2021 by economic activities (thousand BGN)**

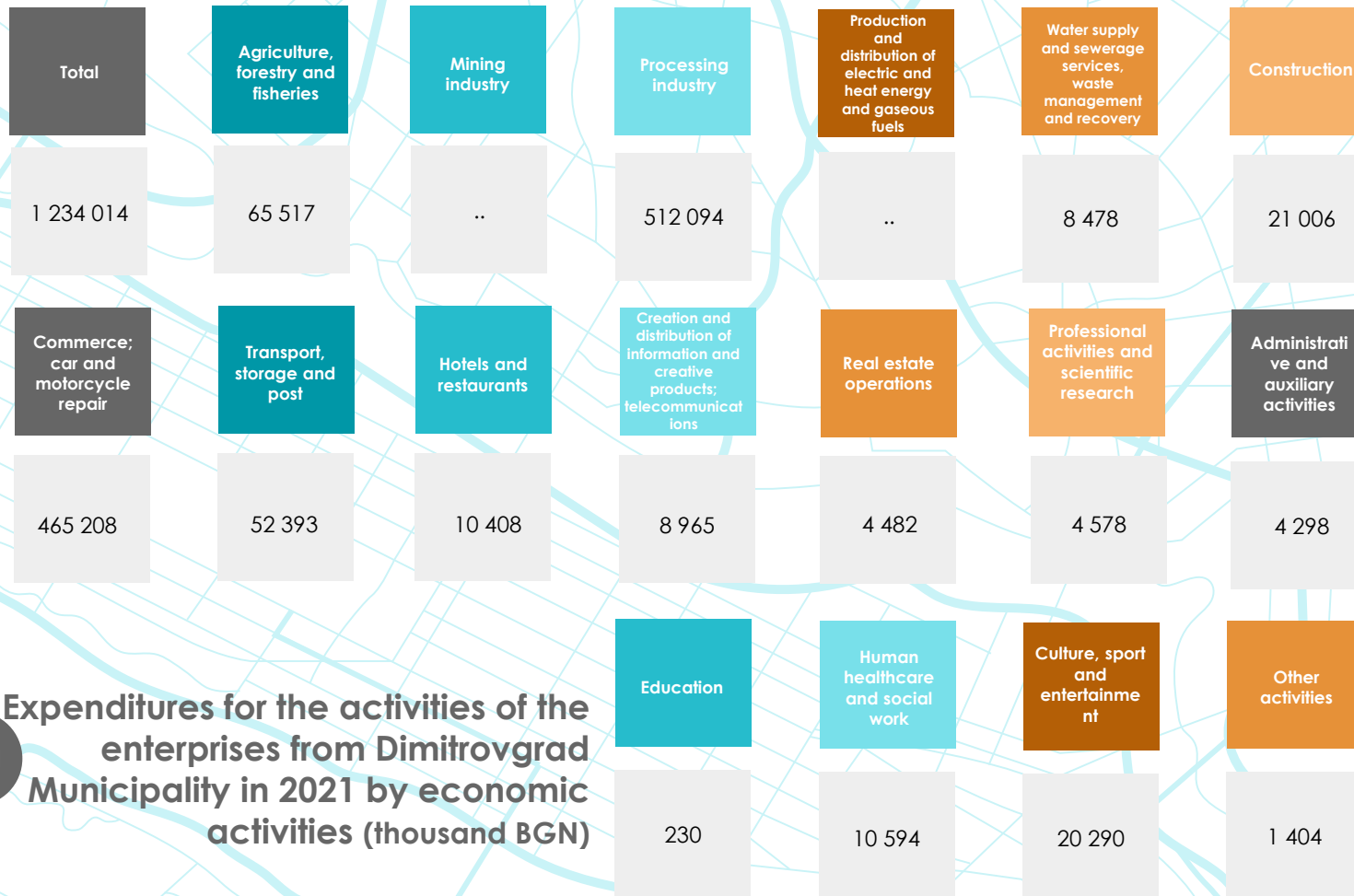


Income from the activities of the enterprises from Dimitrovgrad Municipality in 2021 by economic activities (thousand BGN)

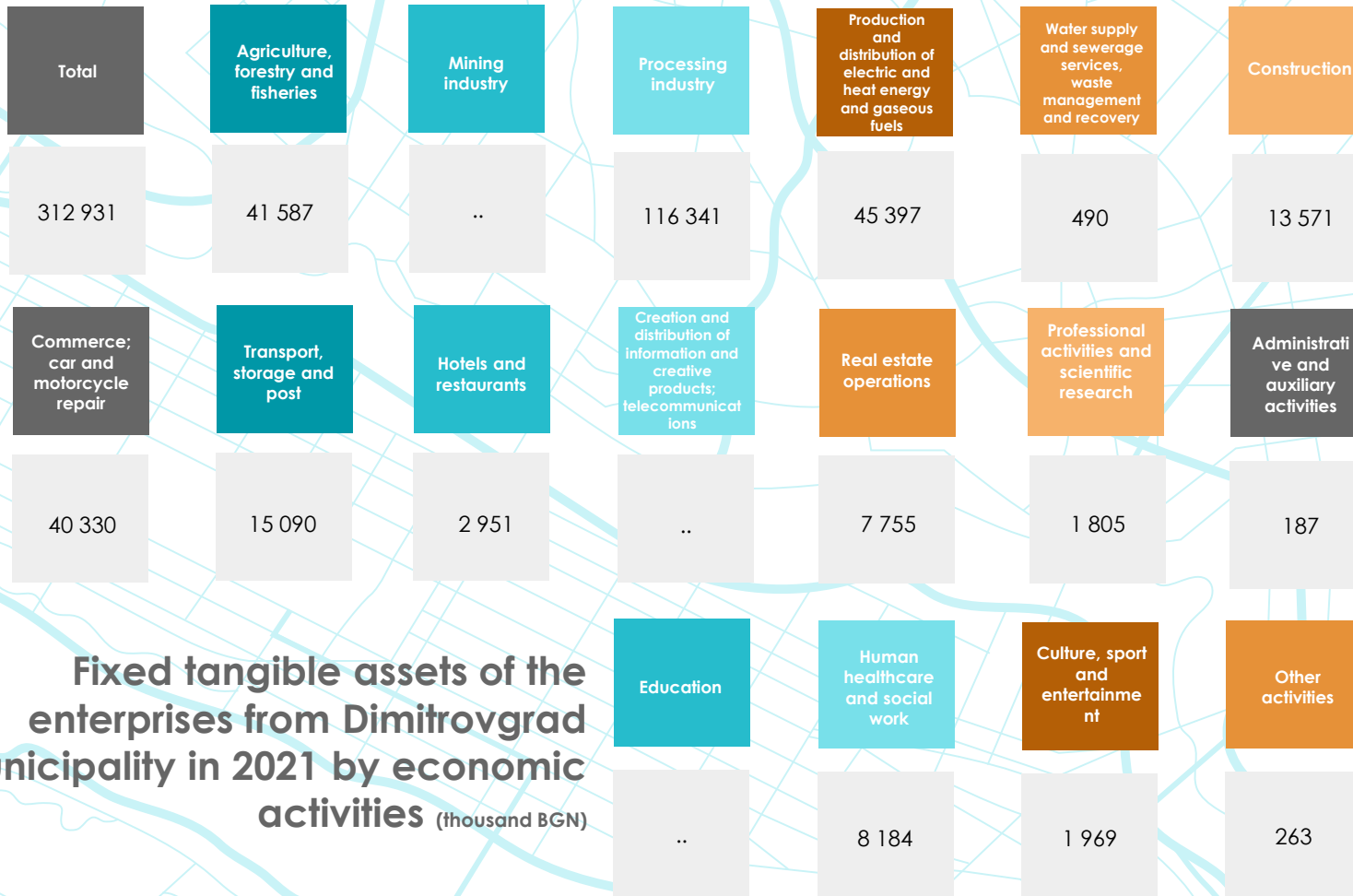


Net sales revenue of enterprises from Dimitrovgrad Municipality in 2021 by economic activities (thousand BGN)





Expenditures for the activities of the enterprises from Dimitrovgrad Municipality in 2021 by economic activities (thousand BGN)

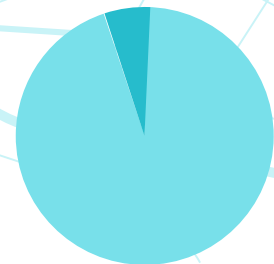


Fixed tangible assets of the enterprises from Dimitrovgrad municipality in 2021 by economic activities (thousand BGN)

	Enterprises	Produced output	Operating income	Net sales revenue	Activity costs	Fixed tangible assets
Total	2 504	853 254 thousand BGN	1 358 071 thousand BGN	1 264 381 thousand BGN	1 234 014 thousand BGN	312 931 thousand BGN
Micro up to 9 employed	2 344 thousand BGN	148 185 thousand BGN	283 239 thousand BGN	254 668 thousand BGN	250 338 thousand BGN	97 741 thousand BGN
Small from 10 to 49	133	174 630 thousand BGN	466 983 thousand BGN	437 071 thousand BGN	431 780 thousand BGN	72 690 thousand BGN
Medium from 50 to 249
Large over 250



Main economic indicators of non-financial enterprises for 2021 by groups of enterprises according to the persons employed in them in Dimitrovgrad Municipality

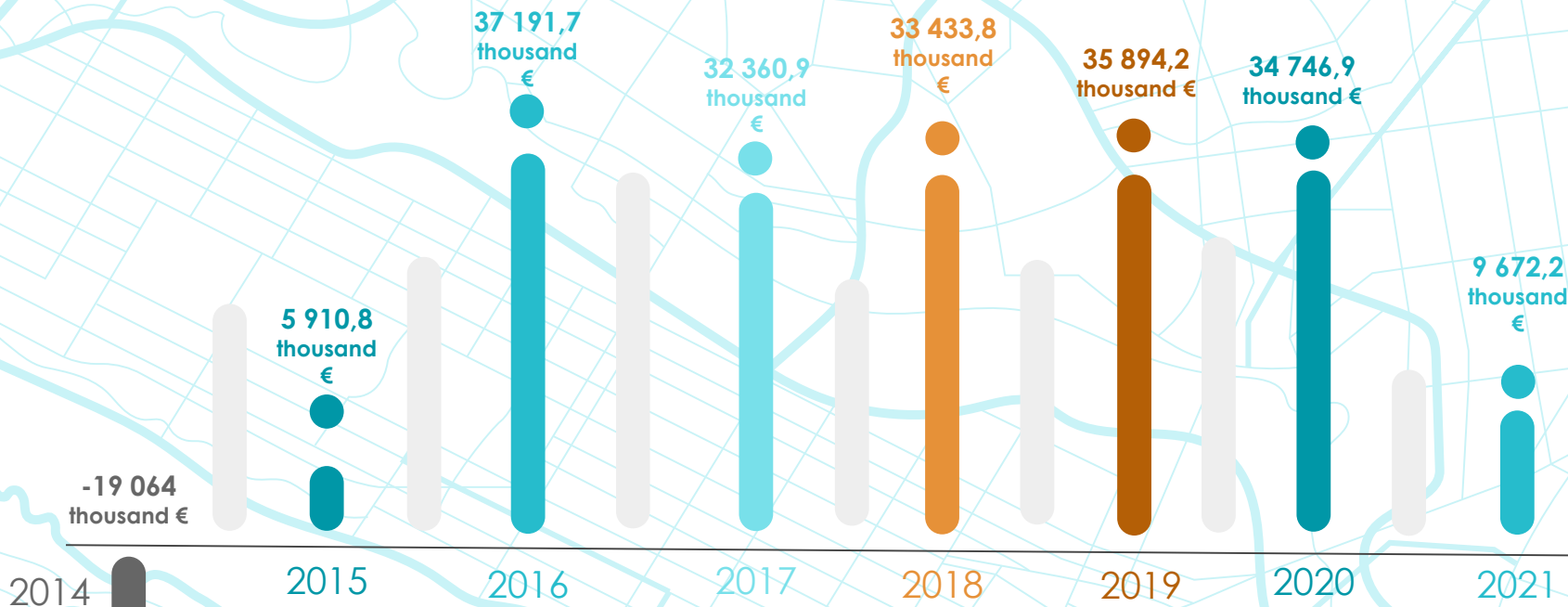


.. Confidential data

95% Micro up to 9 employed 5% Small from 10 to 49



Foreign direct investments from the non-financial sector in the period 2014-2021 for Dimitrovgrad Municipality



Interreg



Greece-Bulgaria

GR-BG BUSINESS PASSPORT

European Regional Development Fund



Revenues of construction companies for 2018 and 2021

Dimitrovgrad Municipality



2018

2021

27 328
thousand
BGN

19 810
thousand
BGN

Interreg Greece-Bulgaria



GR-BG BUSINESS PASSPORT

European Regional Development Fund

„This document is developed on the Project „Greek Bulgarian Business Partnership by Assistance, Services, Solutions to Promote Open Regions Team” with acronym „GR-BG BUSINESS PASSPORT“, funded by Cooperation Programme Interreg V-A “Greece-Bulgaria 2014-2020”, Subsidy contract № B6.3a.07/13.04.2021. The project is co-funded by the European Regional Development Fund (ERDF) and by national funds of the countries participating in Cooperation Programme Interreg V-A “Greece-Bulgaria 2014-2020”. The contents of this information are sole responsibility of RMA Maritza and can in no way be taken to reflect the views of the European Union, the participating countries the Managing Authority and the Joint Secretariat“

