



Interreg Greece-Bulgaria



EUROPEAN UNION

GR-BG BUSINESS PASSPORT

European Regional Development Fund

BUSINESS PASSPORT HARMANLI



Interreg Greece-Bulgaria



GR-BG BUSINESS PASSPORT

European Regional Development Fund

At the beginning of 2022, the team of Regional Municipalities Association "Maritza" started the development of a Business Profile of Haskovo region as well as in 2023 its update. What the development should contain was a discussion for more than a month. And the reason for this was the lack of up-to-date information that would serve businesses in the region and beyond, for proper planning and definition of specific goals that would contribute to successful economic development in the region. By finding and summarizing the data in this Business Profile, we aim to show up-to-date information about the business climate, the local economy, the workforce, the fields of education and healthcare, etc. in Haskovo region by municipalities.

We hope this is useful for you and your business. We promise this is just the beginning. We are convinced that with joint efforts we can achieve good results, so please, if you have suggestions on how and with what to improve the current product, contact us via www.maritza.info

We are expecting you!

With wishes for fruitful cooperation,
The team of RMA "Maritza"

Harmanli Municipality



REGIONAL MUNICIPALITIES ASSOCIATION

MARITZA



Territory balance




Agriculture



66,03%




Forest



27,91%



settlements and other
urbanized areas



4,05%




water courses and
water areas



1,53%



For transport and
infrastructure



0,48%



Area, population density and settlements



Area

700,3
sq. km



Population
density

34,7
p. /sq. km



Settlements

25



Towns

1



Villages

24

**Harmanli
Municipality**



Atmospheric pressure, temperature and air humidity in 2021



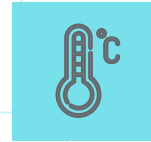
Atmospheric pressure

988,8
hPa




Air temperature:
Average

13,7
°C



Air temperature:
maximum absolute(02/08/2021)

42
°C



Air temperature:
minimum absolute (17/02/2021)

-13,6
°C



Relative air humidity - %

68
%

Meteorological station Haskovo



Precipitation in 2021, Haskovo Meteorological Station

Precipitation

Annual amount

793
MM

Precipitation

Max:
(27/01/2021)

45
MM

Number of
days with:
precipitation ≥ 0.1
MM

128

Number of
days with:
thunders

25

Number of
days with:
fog

32

Number of
days with:
Snow cover

16

Number of
days with:
cloudiness < 2

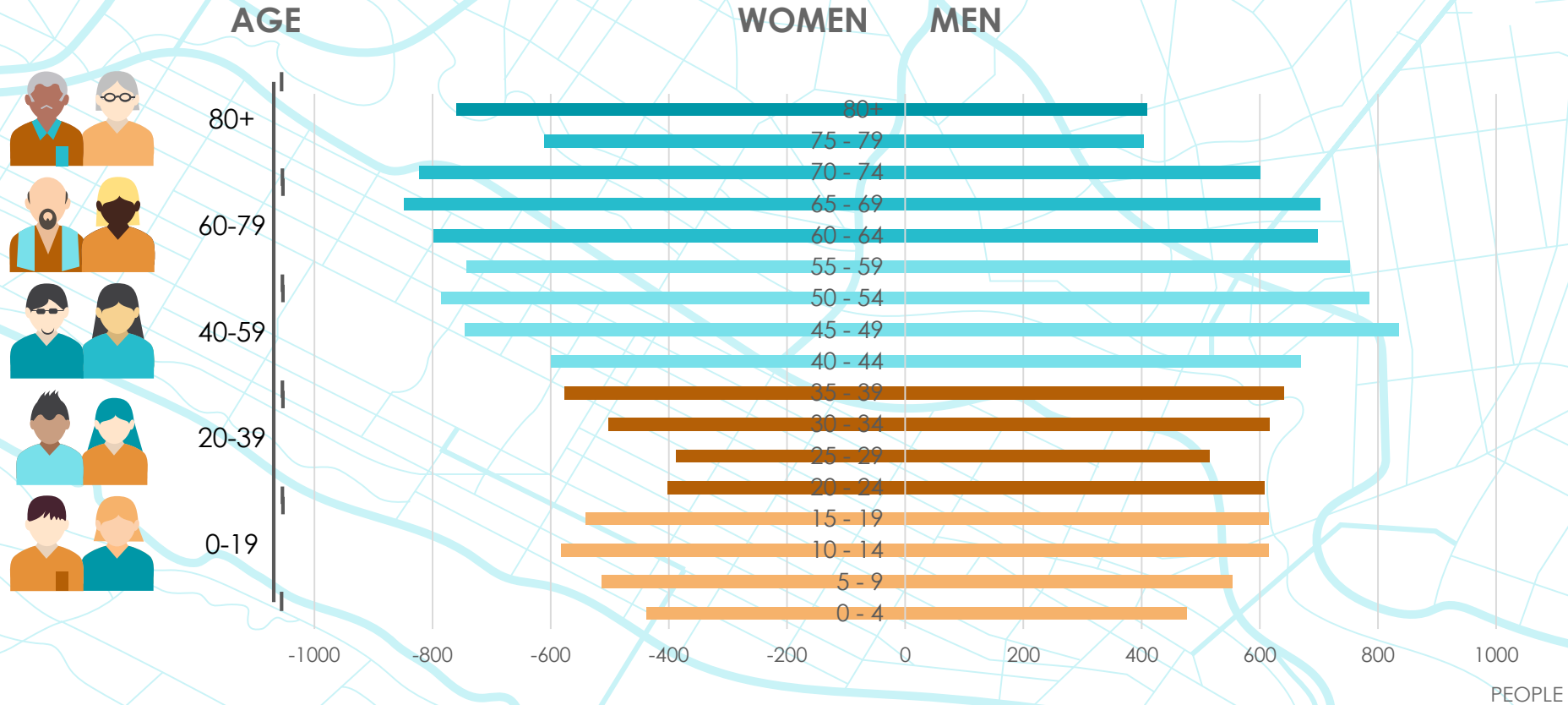
56

Number of
days with:
cloudiness > 8

108



Gender - age pyramid as of 31.12.2022





POPULATION UNDER, OF AND OVER WORKING AGE IN HARMANLI MUNICIPALITY BY 2022

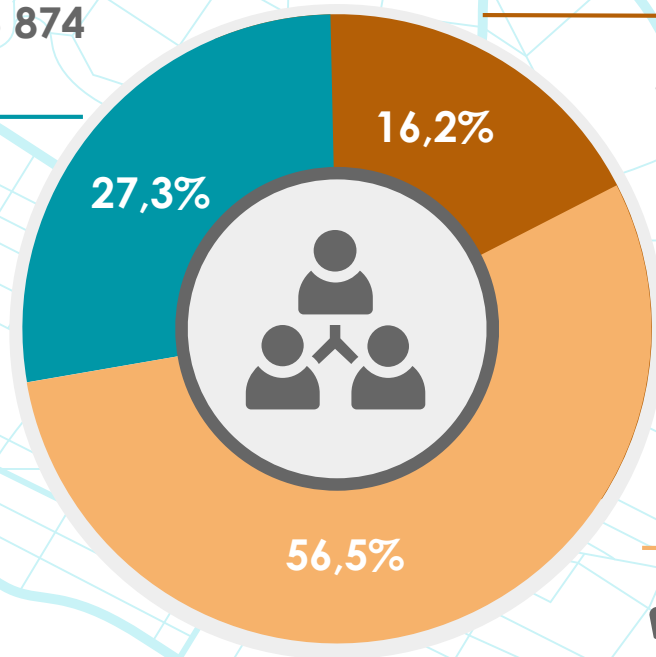
Over working age: 5 874

2 210 men

3 574 women



4 023 people in towns



Under working age: 3 420



1 772 men



1 648 women



2 584 people in towns

Of working age: 11 954



6 518 men



5 436 women



9 059 people in towns



Natural population change in Harmanli Municipality in 2022



Marriages
(number)

75



Divorces
(number)

18



Live births
(number)

188




Deaths
(number)

405



Deceased children
under 1
year of
age
(number)

0



Natural
increase
(number)

- 217



Coefficient of
natural
increase (%)

-10,26

**Harmanli
Municipality**

Average list number of persons employed under a labor or service legal contract in 2021



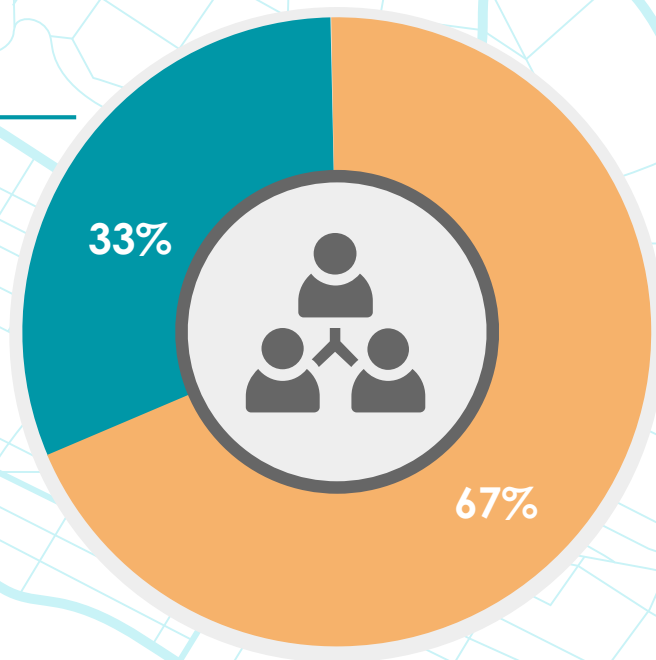


Average list number of persons employed under a labor or service legal contract in 2021 in the public and private sectors

Public sector

1 378

of which with the highest share –
34,7 % employed in “Education”
sector“



Private Sector

2 850,

of which with the highest share –
33,9% employed in „Car and
motorcycle repair “ sector

Average gross annual salary of employed persons in employment or service legal contract in 2021



Total	Agriculture, forestry and fisheries	Mining industry	Processing industry	Production and distribution of electric and heat energy and gaseous fuels	Water supply and sewerage services, waste management and recovery	Construction
11 827	8 050	..	10 523	..	10 606	8 128
Commerce; car and motorcycle repair	Transport, storage and post	Hotels and restaurants	Creation and distribution of information and creative products; telecommunications	Financial and insurance activities	Real estate operations	Professional activities and scientific research
9 614	8 811	6 843	9 986	10 027	10 328	8 748
Administrative and auxiliary activities	State government	Education	Human healthcare and social work	Culture, sport and entertainment	Other activities	
8 332	16 224	18 697	16 402	9 580	14 643	



Highest and lowest annual salary of employed persons under employment or service legal contract in 2021

18 697
BGN

Highest average gross annual salary in Harmanli municipality in 2021

Education

18 697
BGN

Highest average gross annual salary in the public sector in Harmanli municipality in 2021

Education

14 643
BGN

Highest average gross annual salary in the private sector in Harmanli municipality in 2021

Other activities

6 760
BGN

Lowest average gross annual salary in Harmanli municipality in 2021

Hotels and restaurants

Kindergartens in Harmanli Municipality in 2022/2023

3

Kindergartens
(number)

1096

Places in
kindergartens
(number)

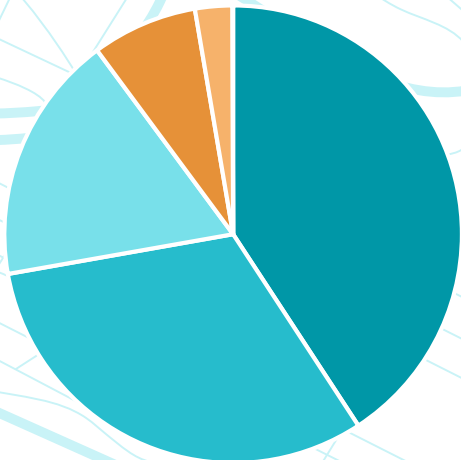
676 / 61,7%

Children in kindergartens in
Harmanli municipality
(number / % occupancy)





Education in Harmanli Municipality in 2022/2023



40,78%	I - IV grade	887 (457 men, 430 women)
31,44%	V - VII grade	712 (360 men, 352 women)
17,64%	VIII - XII grade	598 (312 men, 286 women)
7,46%	Vocational high schools and classes for the acquisition of the III degree professional qualification	228 (118 men, 110 women)
2,64%	Vocational high schools and classes for the acquisition of the II degree professional qualification	228 (118 men, 110 women)
0,04%	Vocational high schools and classes for the acquisition of the I degree professional qualification	53 (31 men, 22 women)

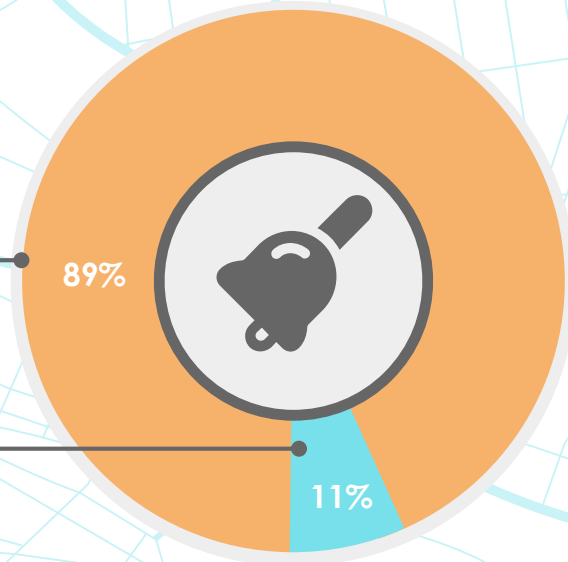
Highschools

8

Vocational high schools

1

Schools in Harmanli in 2022/2023



289

graduates of general education schools

32

graduates of secondary education in vocational schools

49

graduates of secondary education in general education schools



Active vocational training centers (VTC) on the territory of Harmanli Municipality

VTC to "Consult Croup LGT" EOOD

Offered professions: Electrician; Technician in transport equipment; Fitter of transport equipment; Lifting and transport technician; Installer of lifting - transport equipment; Transport equipment worker; Plant grower technician; Plant breeder; Animal husbandry technician; Animal breeder; Farmer; Crop worker; Livestock worker; Agroecologist; Technician - landscaper; Landscaper; Landscaping worker

License No. 2022121600

VTC to "BG INTELEKT" EOOD

Offered professions: Financier; Operational Accountant; Office Manager; Baker - confectioner; Builder; Hotelier; Cook; Waiter-bartender; Hairdresser; beautician

License No. 2017121393



Treatment and health facilities in Harmanli municipality

Treatment facilities for hospital care

Multidisciplinary hospitals

1
104
beds



Treatment facilities for primary healthcare

Medical centers

2
8
LEGLA

Independent medical-diagnostic and medical-technical laboratories

1



Medical staff

Doctors

54

Dentists

14

Health Care Medical Specialists

88

People per one doctor

392

People per one dentist


1511

Harmanli Municipality



Nursery in Harmanli Municipality in 2022

Children in Nurseries



45%

Girls

55%

Boys



Establishments

Places
(capacity)

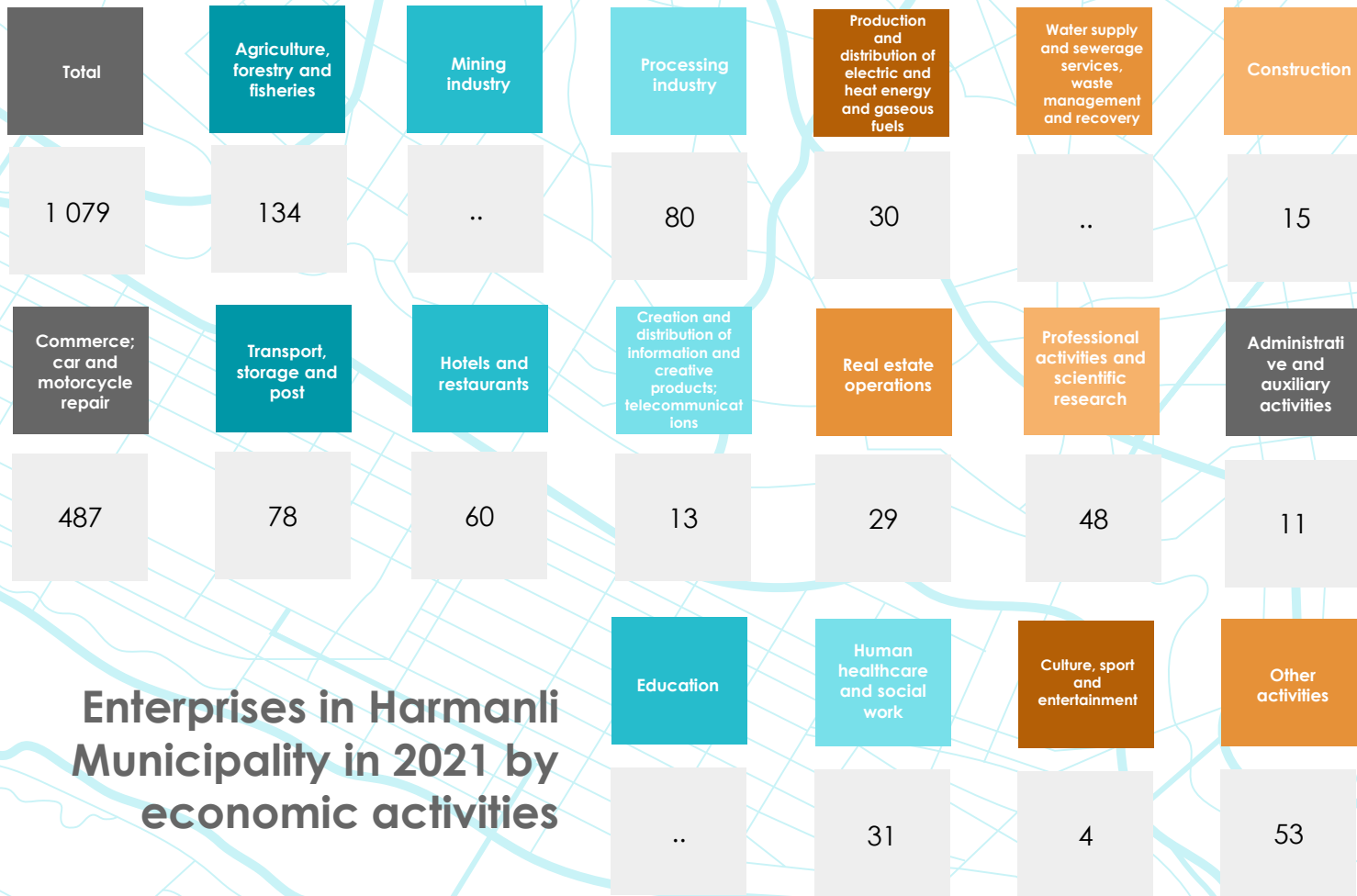
Occupancy

Детски ясли

2

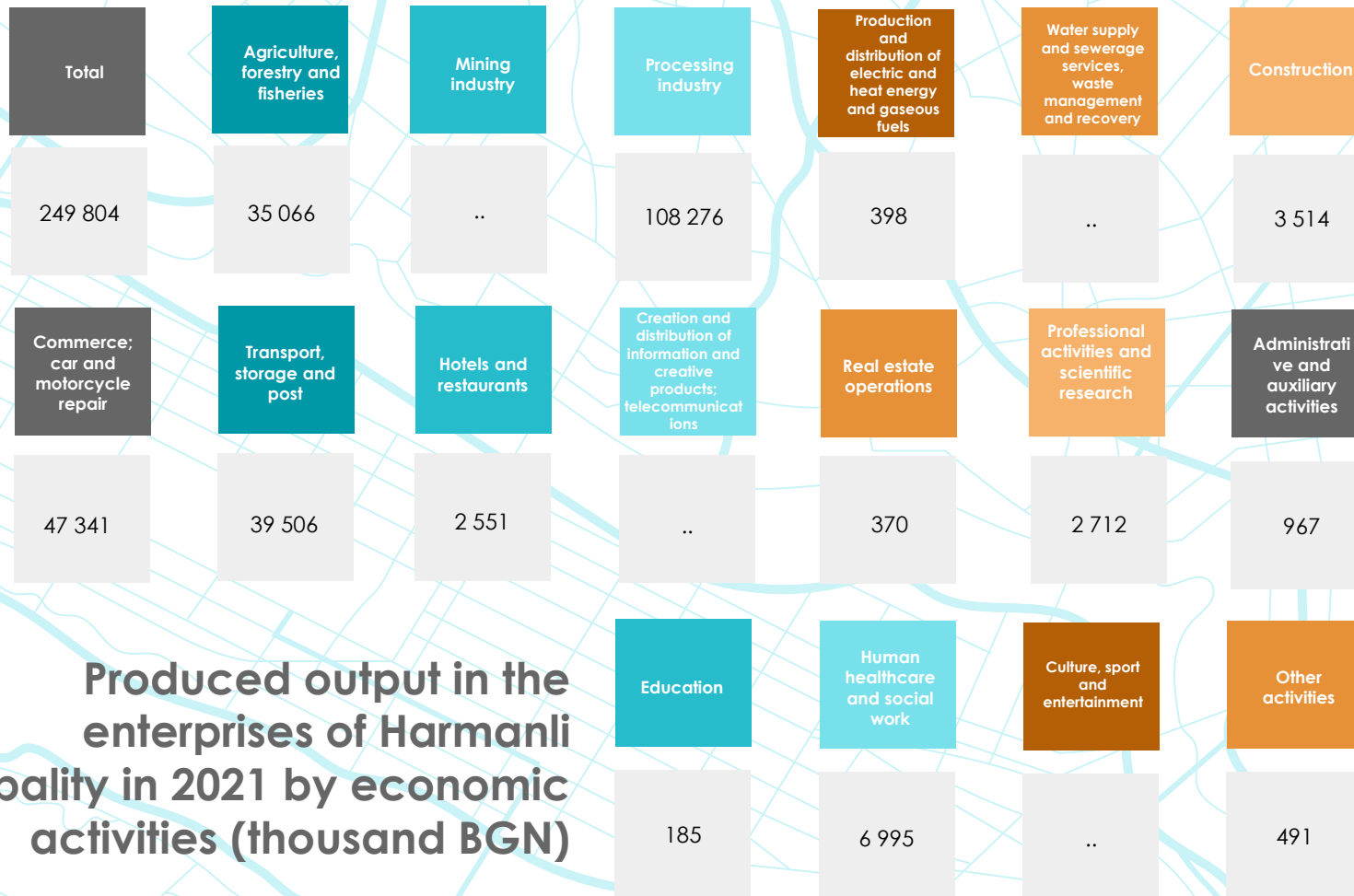
61


91,8%

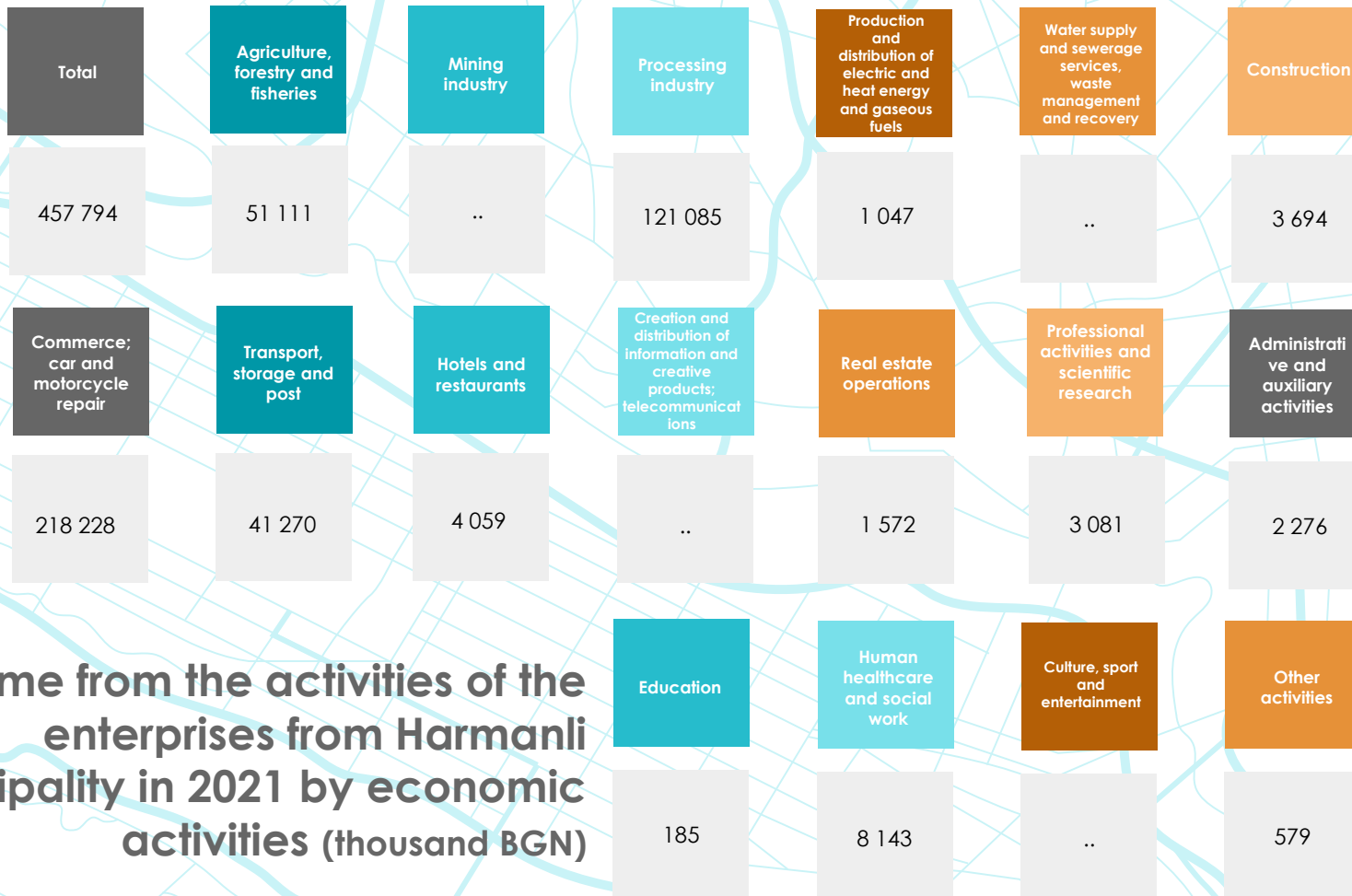


Enterprises in Harmanli Municipality in 2021 by economic activities

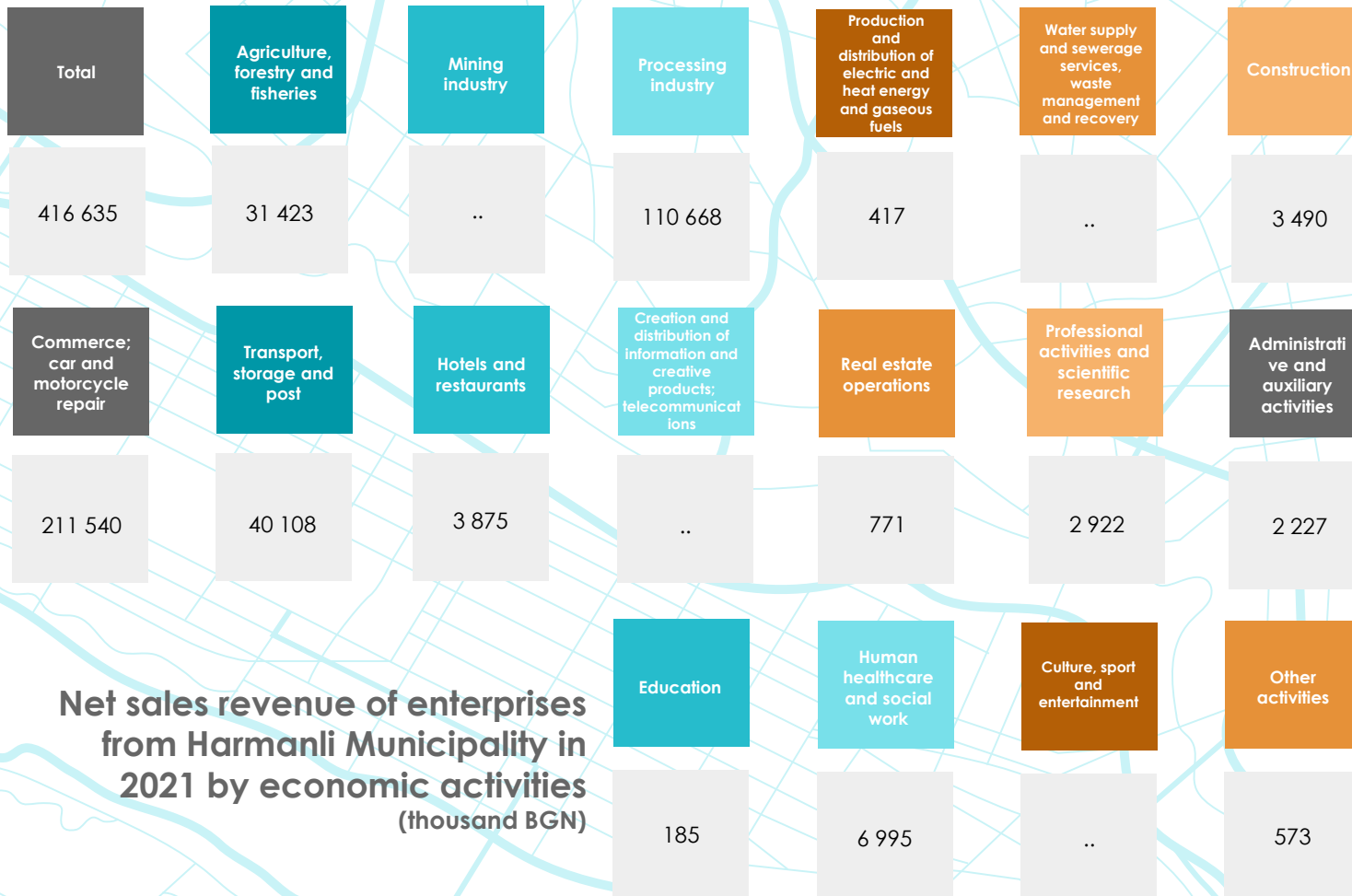




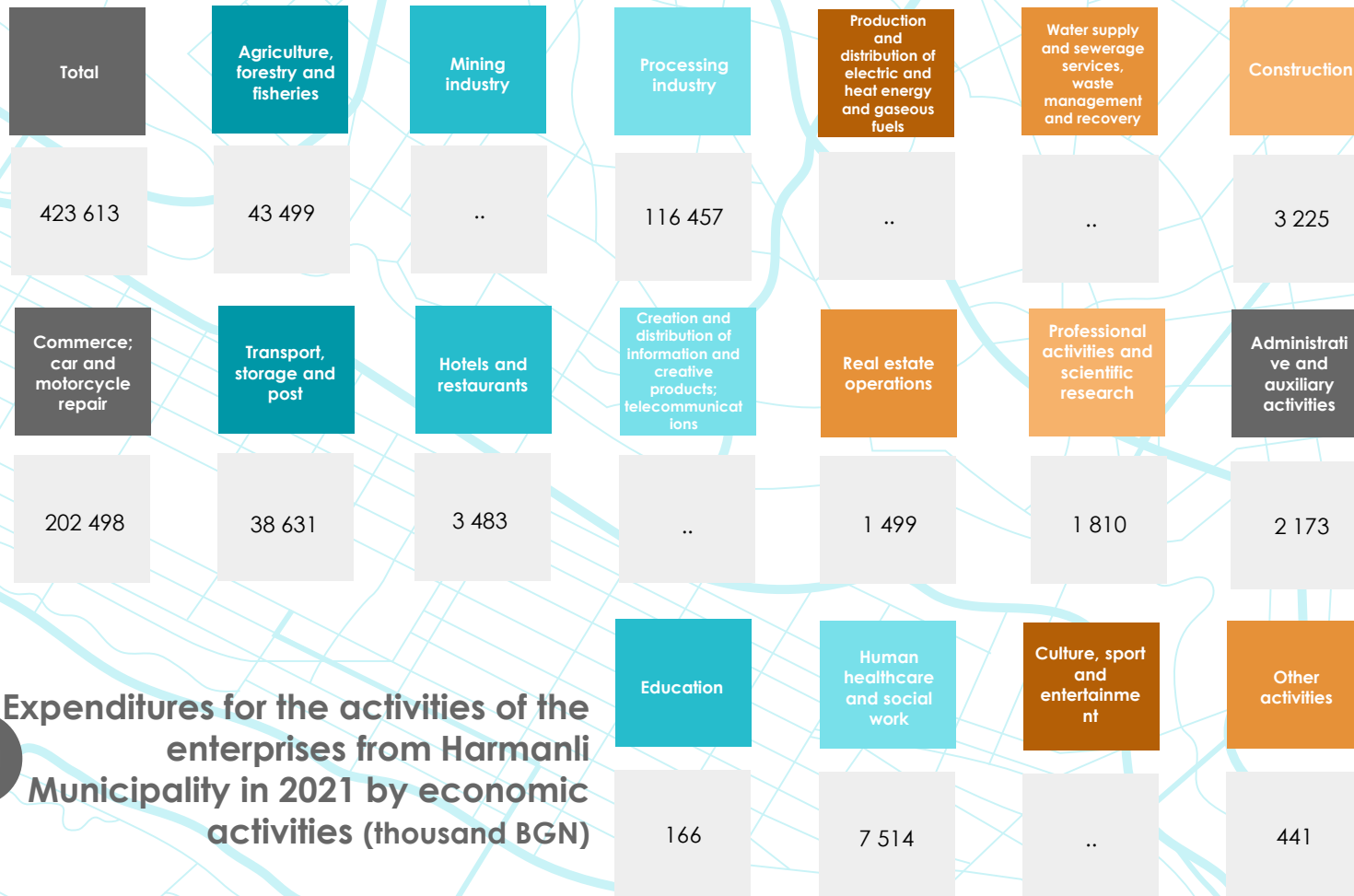
 **Produced output in the enterprises of Harmanli municipality in 2021 by economic activities (thousand BGN)**



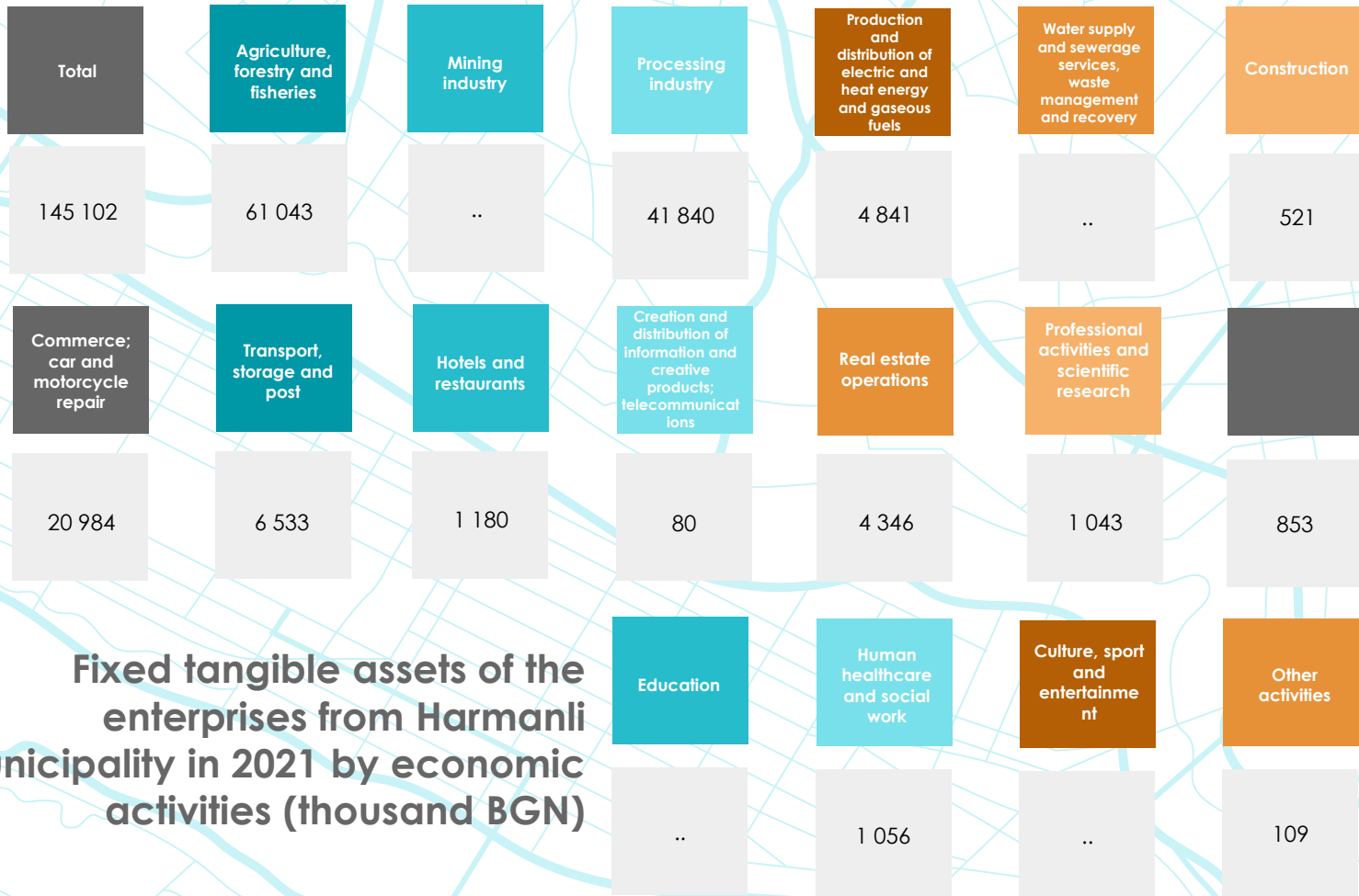
Income from the activities of the enterprises from Harmanli Municipality in 2021 by economic activities (thousand BGN)



Net sales revenue of enterprises from Harmanli Municipality in 2021 by economic activities (thousand BGN)



Expenditures for the activities of the enterprises from Harmanli Municipality in 2021 by economic activities (thousand BGN)



Fixed tangible assets of the enterprises from Harmanli municipality in 2021 by economic activities (thousand BGN)



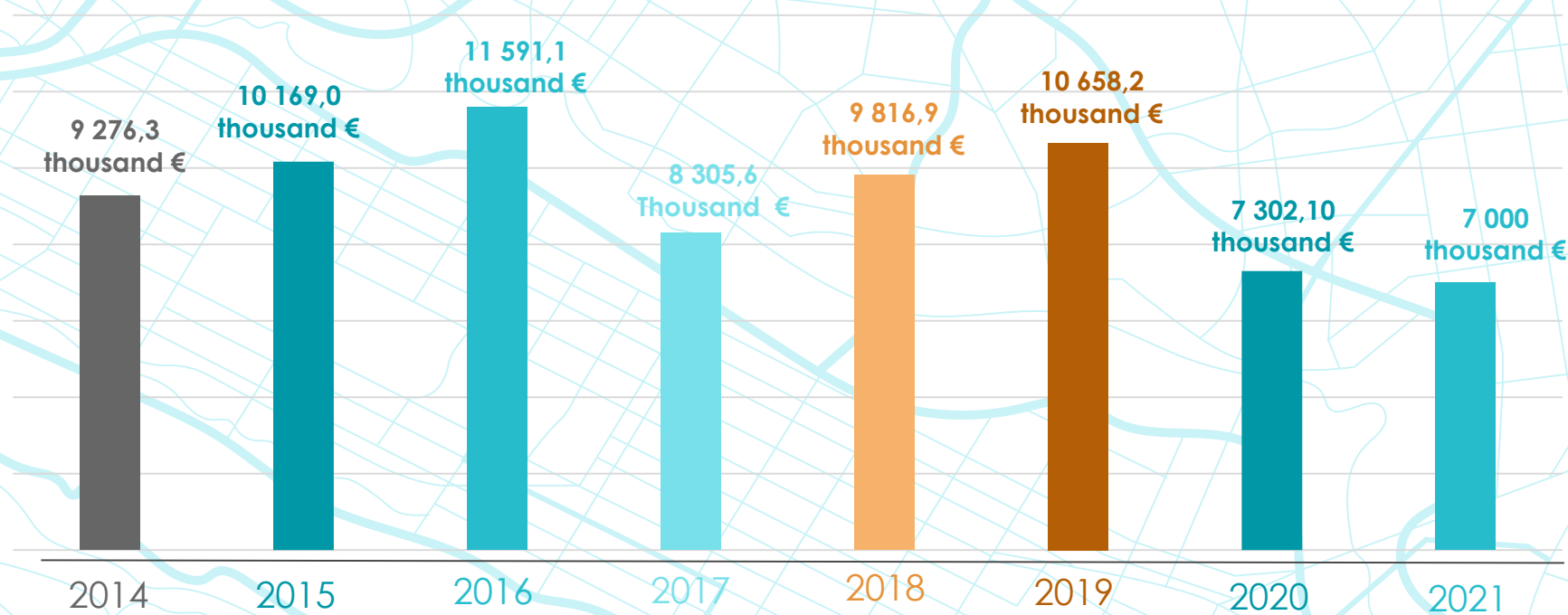
	Enterprises	Produced output	Operating income	Net sales revenue	Activity costs	Fixed tangible assets
Total	1 079	249 804 BGN thousand	457 794 BGN thousand	416 635 BGN thousand	423 613 BGN thousand	145 102 BGN thousand
Micro up to 9 employed	1 014	87 990 BGN thousand	192 294 BGN thousand	172 961 BGN thousand	172 387 BGN thousand	63 703 BGN thousand
Small from 10 to 49	57	63 762 BGN thousand	132 968 BGN thousand	116 881 BGN thousand	121 634 BGN thousand	67 726 BGN thousand
Medium from 50 to 249
Large over 250



Main economic indicators of non-financial enterprises for 2021 by groups of enterprises according to the persons employed in them in Harmanli Municipality



Foreign direct investments from the non-financial sector in the period 2014-2021 for Harmanli Municipality



Interreg



Greece-Bulgaria

GR-BG BUSINESS PASSPORT

European Regional Development Fund



Revenues of construction companies for 2018, 2019 and 2021

Harmanli Municipality




2018

4 020
Thousand
BGN



2019

3 748
Thousand
BGN



2021

3 358
Thousand
BGN

Interreg Greece-Bulgaria



GR-BG BUSINESS PASSPORT

European Regional Development Fund

„This document is developed on the Project „Greek Bulgarian Business Partnership by Assistance, Services, Solutions to Promote Open Regions Team” with acronym „GR-BG BUSINESS PASSPORT“, funded by Cooperation Programme Interreg V-A “Greece-Bulgaria 2014-2020”, Subsidy contract № B6.3a.07/13.04.2021. The project is co-funded by the European Regional Development Fund (ERDF) and by national funds of the countries participating in Cooperation Programme Interreg V-A “Greece-Bulgaria 2014-2020”. The contents of this information are sole responsibility of RMA Maritza and can in no way be taken to reflect the views of the European Union, the participating countries the Managing Authority and the Joint Secretariat“

