



Interreg Greece-Bulgaria



EUROPEAN UNION

GR-BG BUSINESS PASSPORT

European Regional Development Fund

BUSINESS PASSPORT



HASKOVO

Interreg Greece-Bulgaria



GR-BG BUSINESS PASSPORT

European Regional Development Fund

At the beginning of 2022, the team of Regional Municipalities Association "Maritza" started the development of a Business Profile of Haskovo region as well as in 2023 its update. What the development should contain was a discussion for more than a month. And the reason for this was the lack of up-to-date information that would serve businesses in the region and beyond, for proper planning and definition of specific goals that would contribute to successful economic development in the region. By finding and summarizing the data in this Business Profile, we aim to show up-to-date information about the business climate, the local economy, the workforce, the fields of education and healthcare, etc. in Haskovo region by municipalities.

We hope this is useful for you and your business. We promise this is just the beginning. We are convinced that with joint efforts we can achieve good results, so please, if you have suggestions on how and with what to improve the current product, contact us via www.maritza.info

We are expecting you!

With wishes for fruitful cooperation,
The team of RMA "Maritza"

Haskovo Municipality





Territory balance




agricultural



67,39%




forest



21,38%




settlements and other
urbanized areas



7,60%




water courses and
water areas



2,69%




for transport and
infrastructure



0,89%



For minerals mining



0,05%




Area, population density and settlements



Area

744,8
sq. km



Population
density

113,1
p./sq. km



Settlements

37



Towns

1



Villages

36

**Haskovo
Municipality**




Atmospheric pressure, temperature and air humidity in 2021



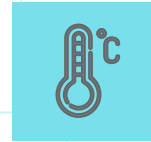
Atmospheric pressure

988,8
hPa




Air temperature:
Average

13,7
°C



Air temperature
Max. absolute
(02/08/2021)

42
°C



Air temperature :
Min. absolute
(17/02/2021)

-13,6
°C



Relative air
humidity - %

68
%

**Meteorological
station Haskovo**



Precipitation in 2021, Haskovo Meteorological Station

Precipitation

Annual amount

793
MM

Precipitation

Max.
(27/01/2021)

45
MM

Number of
days with
precipitation ≥ 0.1
MM

128

Number of
days with
thunderstorms

25

Number of
days with
fog

32

Number of
days with
Snow cover

16

Number of
days with
cloudiness < 2

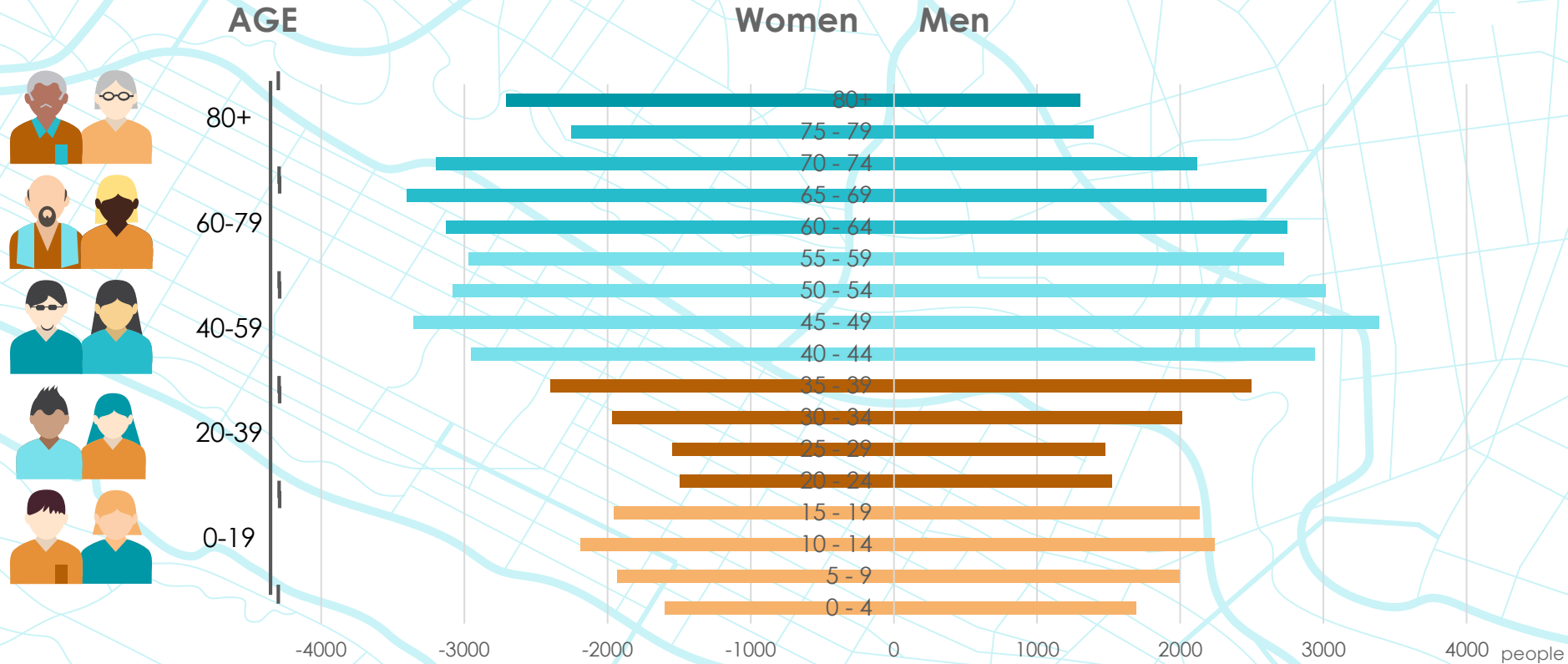
56

Number of
days with
cloudiness > 8

108



Gender - age pyramid as of 31.12.2022





POPULATION UNDER, OF AND OVER WORKING AGE IN HASKOVO MUNICIPALITY BY 2022

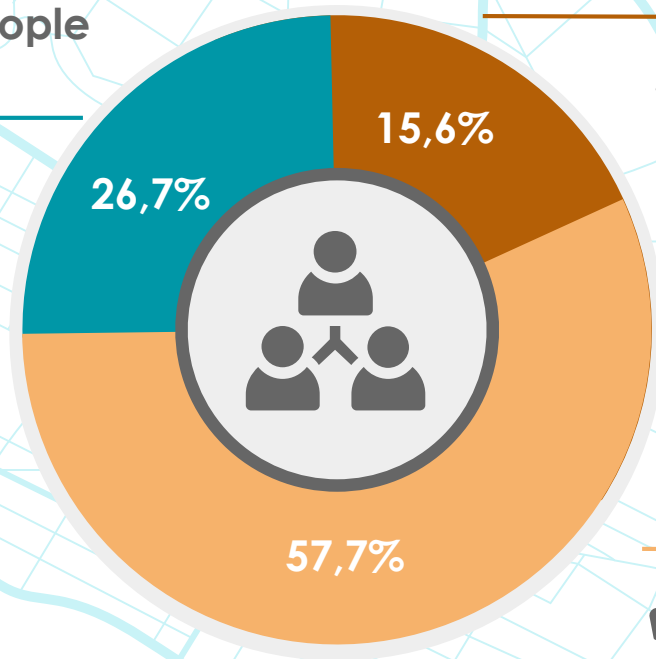
Over working age: 21 315 people

7 759 men

13 556 women



16 524 people in the towns



Under working age: 12 502 people



6 402 men



6 100 women



10 141 people in the towns

Of working age: 46 122 people



23 642 men



22 480 women



37 899 people in the towns

Natural population change in Haskovo Municipality in 2022




Marriages
(number)

274



Divorces
(number)

98



Live births
(number)

614



Deaths
(number)

1 445



Deceased children
under 1
year of
age
(number)

3



Natural
increase
(number)

-831



Coefficient of
natural
increase (%)

-10,4

**Haskovo
Municipality**

Average list number of persons employed under a labor or service legal contract in 2021



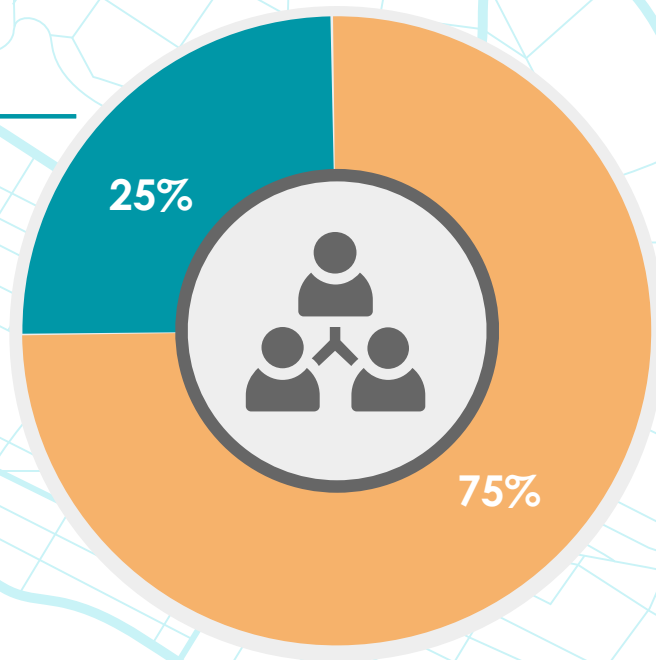


Average list number of persons employed under a labor or service legal contract in 2021 in the public and private sectors

Public sector

5 799

of which with the highest share –
36,9 % employed in “Education”
sector



Private sector

17 224,

of which with the highest share –
54,1% employed in „Processing
industry“ sector

Average gross annual salary of employed persons in employment or service legal contract in 2021





Highest and lowest annual salary of employed persons under a labor or service legal contract in 2021

25 791
BGN

Highest average gross annual salary in the municipality of Haskovo in 2021.

Prod. and distr. of electricity and top. energy and gas. fuels

23 275
BGN

Highest average gross annual salary in the public sector in Haskovo municipality in 2021.

Human health and social work

17 974
BGN

Highest average gross annual salary in the private sector in Haskovo municipality in 2021.

Създ. и разпр. на инф. и творч. продукти; далекос.

8 528
BGN

Highest average gross annual salary in the private sector in Haskovo municipality in 2021.

Hotels and restaurants

Kindergartens in Haskovo Municipality in 2022/2023

12

Kindergartens
(number)

2 906

Places in
kindergartens
(number)

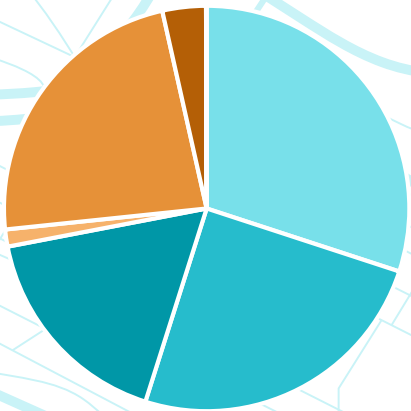
2 584 / 88,9%

Children in kindergartens in
Haskovo municipality
(number/% occupancy)





Education in Haskovo Municipality in 2022/2023



30,03%	I - IV grade	3 239 (1 643 men, 1 596 women)
24,86%	V - VII grade	2 510 (1 302 men, 1 208 women)
17,09%	VIII - XII grade	1 742 (684 men, 1 058 women)
1,36%	Arts schools and sports schools	138 (117 men, 21 women)
23,14%	Vocational high schools and classes for the acquisition of the III degree professional qualification	2 313 (1 426 men, 887 women)
3,47%	Vocational high schools and classes for the acquisition of the II degree professional qualification	339 (193 men, 146 women)
0,05%	Prof. classes for the acquisition of the 1st professional qualification.	5 (3 men, 2 women)

Schools in Haskovo Municipality in 2022/2023

Secondary Schools

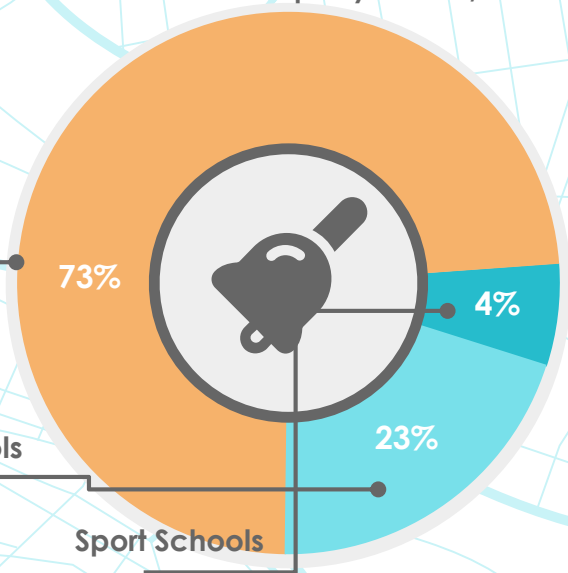
19

Vocational High Schools

6

Sport Schools

1





Active vocational training centers (VTC) on the territory of Haskovo Municipality

**VTC to "World for all"
Association**

License No.
2014121167



**VTC to Center EGO
OOD**

License No.
2013121099



**VTC to Association
"Territorial Organization
of Scientific and
Technical Unions -
Haskovo"**

License No. 2014121167



**VTC to "KALPAKOV"
EOOD, Haskovo**

License No. 200712520



**VTC to Weld Engineering"
EOOD, Haskovo**

License No. 200712434



**VTC to SD "KOMP -
Dobrova and
Partnership"**

License No. 200312091





Treatment and health facilities in Haskovo Municipality

Treatment facilities for hospital care

Multidisciplinary hospitals

2
420
beds

Specialized hospitals

2
106
beds

Mental health centers

1
80
beds

Other medical and health facilities

5
20
beds



Treatment facilities for primary healthcare

Diagnostic-consultative centers

2
7
beds

Medical centers

14
29
beds

Independent medical-diagnostic and medical-technical laboratories

25



Medical Staff

Doctors

403

Dentists

91

Medical specialists in Health care

721

People per One doctor

198

People per One dentist


878

Haskovo Municipality



Nursery in Haskovo Municipality in 2022

Children in the Nurseries



50% Girls

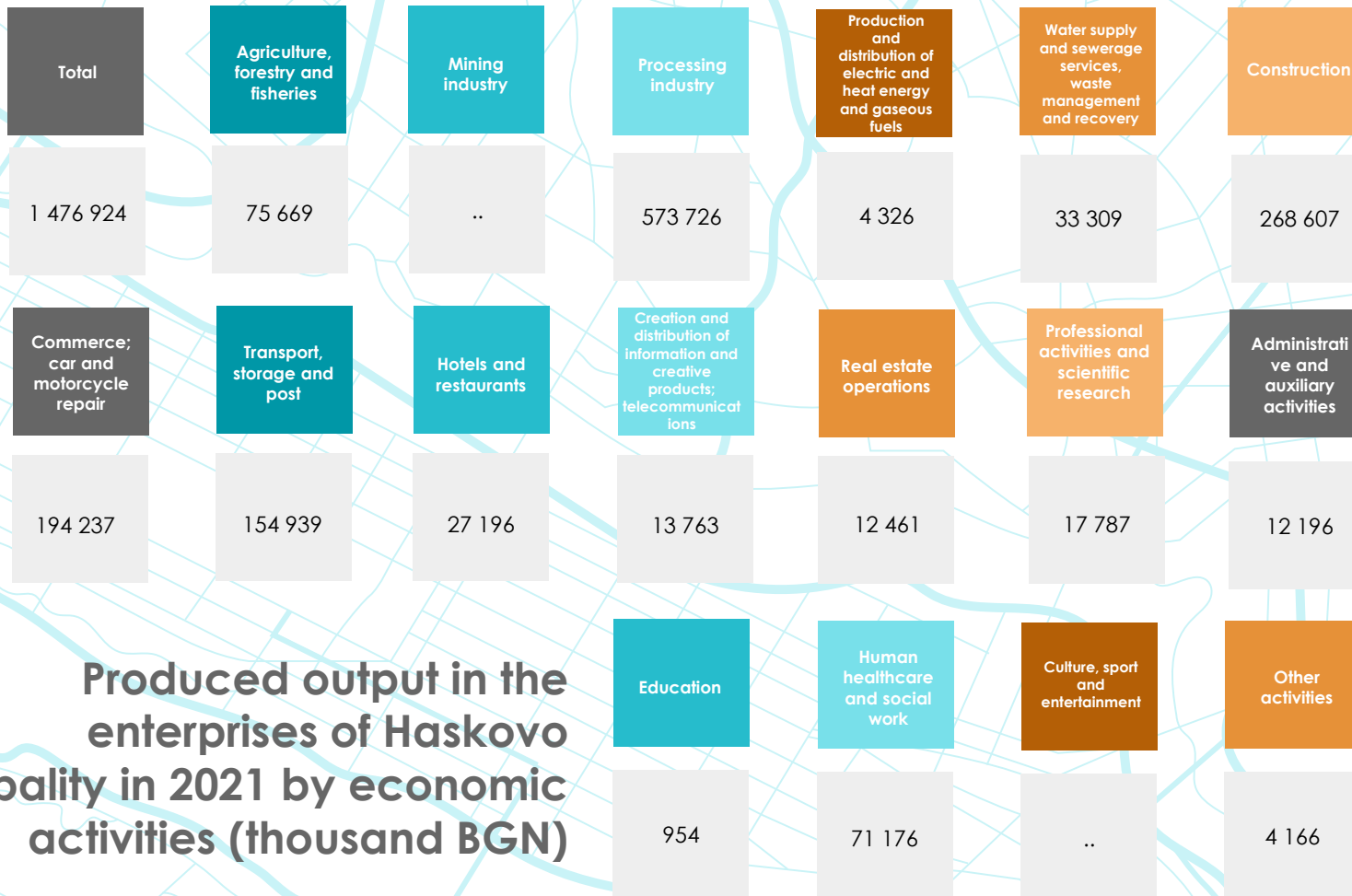
50% Boys




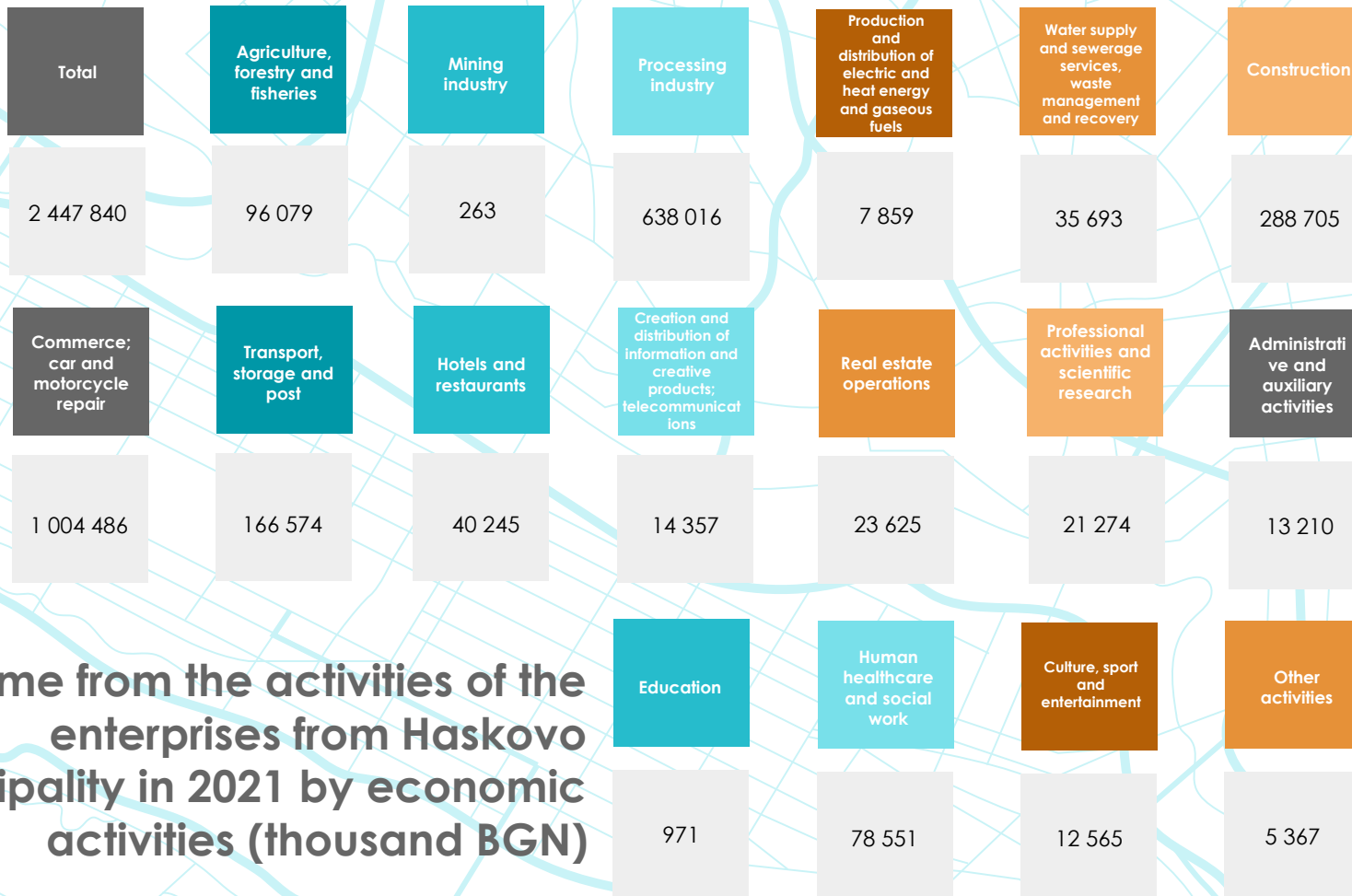
Nurseries	Facilities	Places (capacity)	Occupancy
	12	401	95,51%



Enterprises in hASKOVO Municipality in 2021 by economic activities



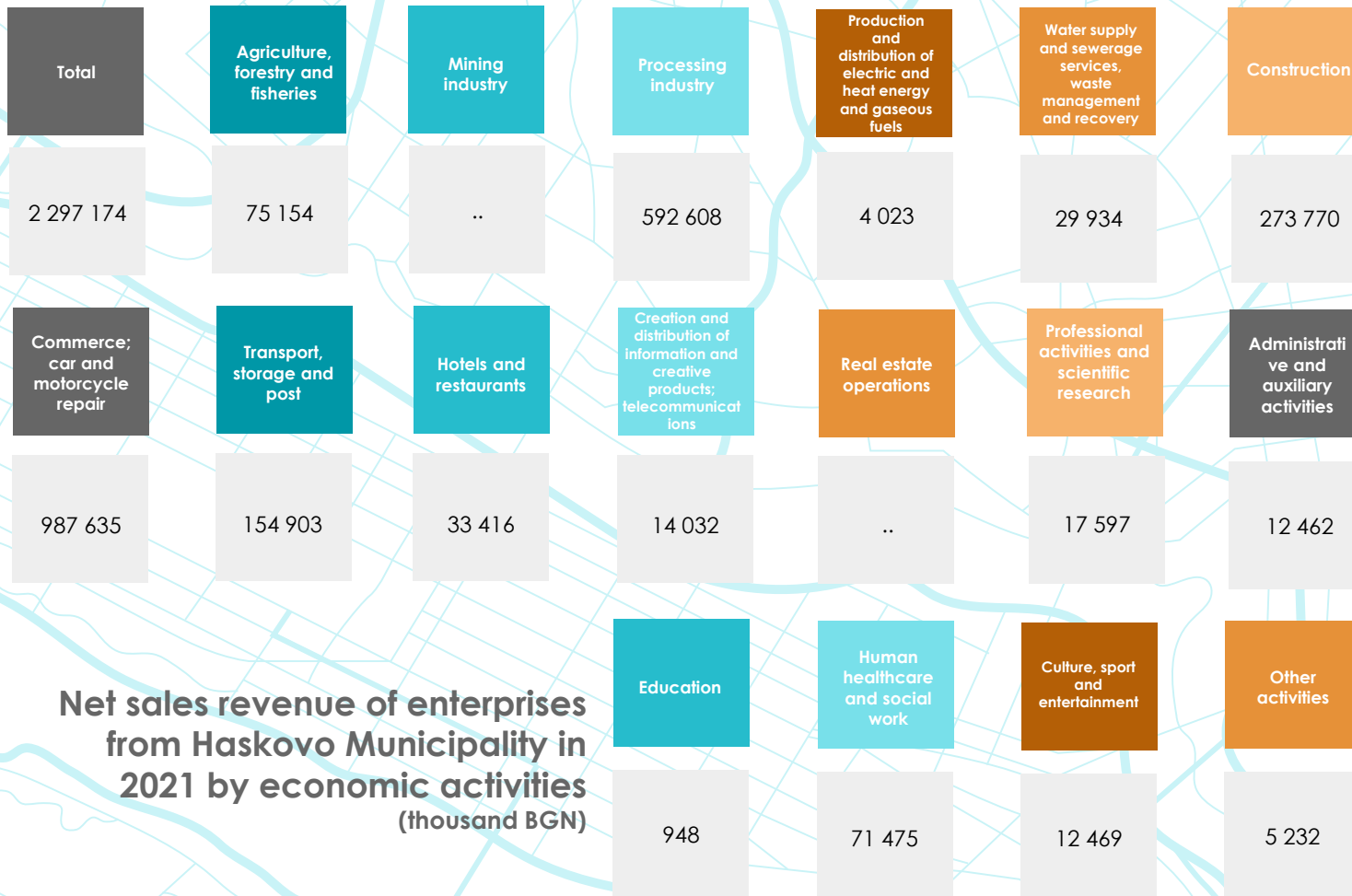

Produced output in the enterprises of Haskovo municipality in 2021 by economic activities (thousand BGN)



Income from the activities of the enterprises from Haskovo Municipality in 2021 by economic activities (thousand BGN)

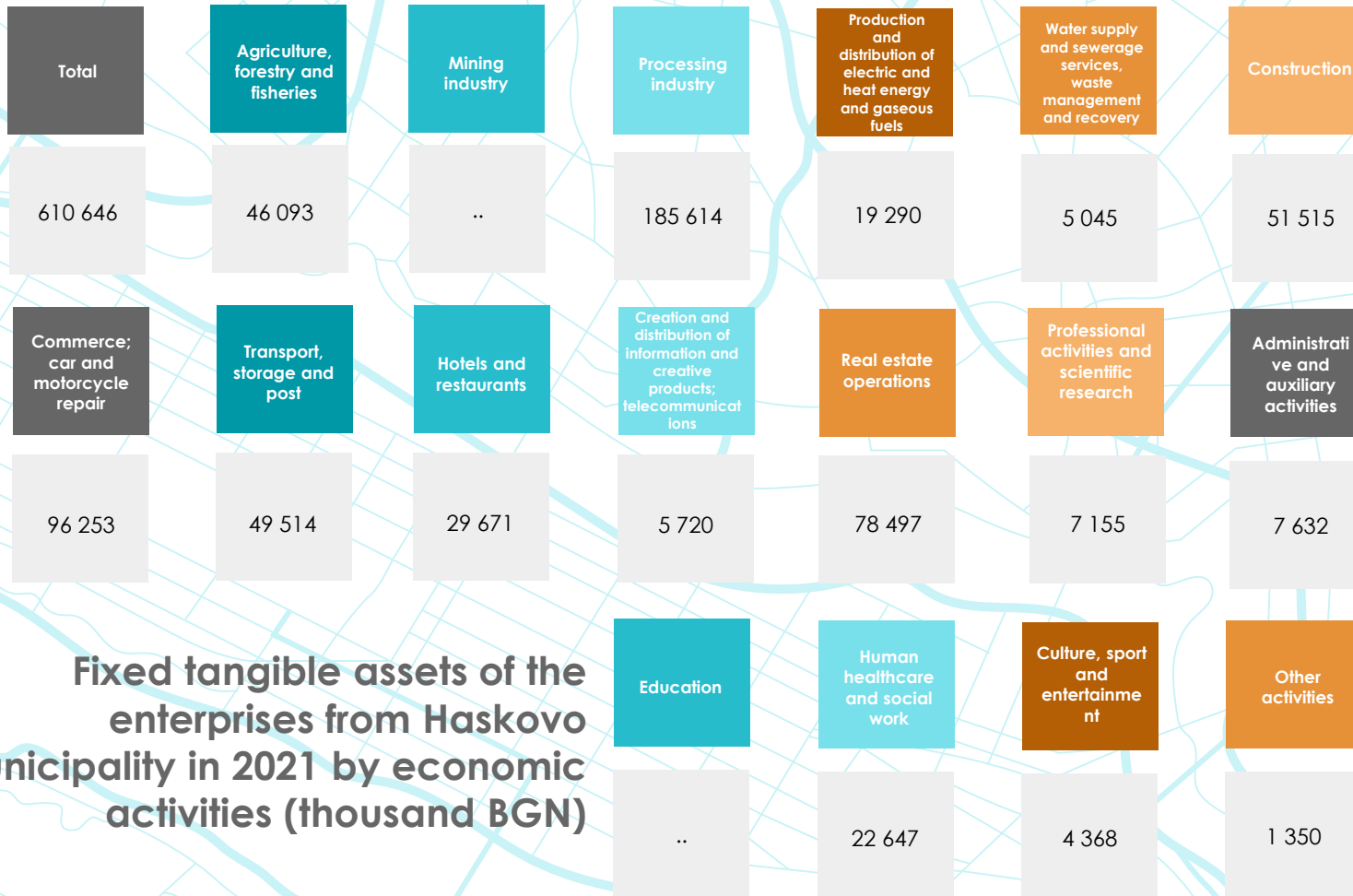


Net sales revenue of enterprises from Haskovo Municipality in 2021 by economic activities (thousand BGN)





Expenditures for the activities of the enterprises from Haskovo Municipality in 2021 by economic activities (thousand BGN)



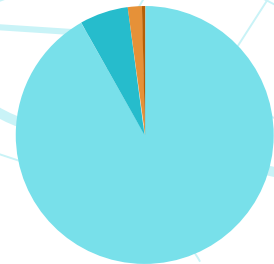
Fixed tangible assets of the enterprises from Haskovo municipality in 2021 by economic activities (thousand BGN)



	Enterprises	Produced output	Operating income	Net sales revenue	Activity costs	Fixed tangible assets
Total	5 186	1 476 924 BGN thousand	2 447 840 BGN thousand	2 297 174 BGN thousand	2 293 038 BGN thousand	610 646 BGN thousand
Micro up to 9 employed	4 843	371 902 BGN thousand	764 358 BGN thousand	702 704 BGN thousand	677 140 BGN thousand	241 699 BGN thousand
Small from 10 to 49	283	339 551 BGN thousand	744 493 BGN thousand	710 376 BGN thousand	692 918 BGN thousand	177 732 BGN thousand
Middle-sized from 50 to 249	55	501 692 BGN thousand	659 046 BGN thousand	627 949 BGN thousand	629 592 BGN thousand	144 234 BGN thousand
Large over 250	5	263 779 BGN thousand	279 943 BGN thousand	256 145 BGN thousand	293 388 BGN thousand	46 981 BGN thousand

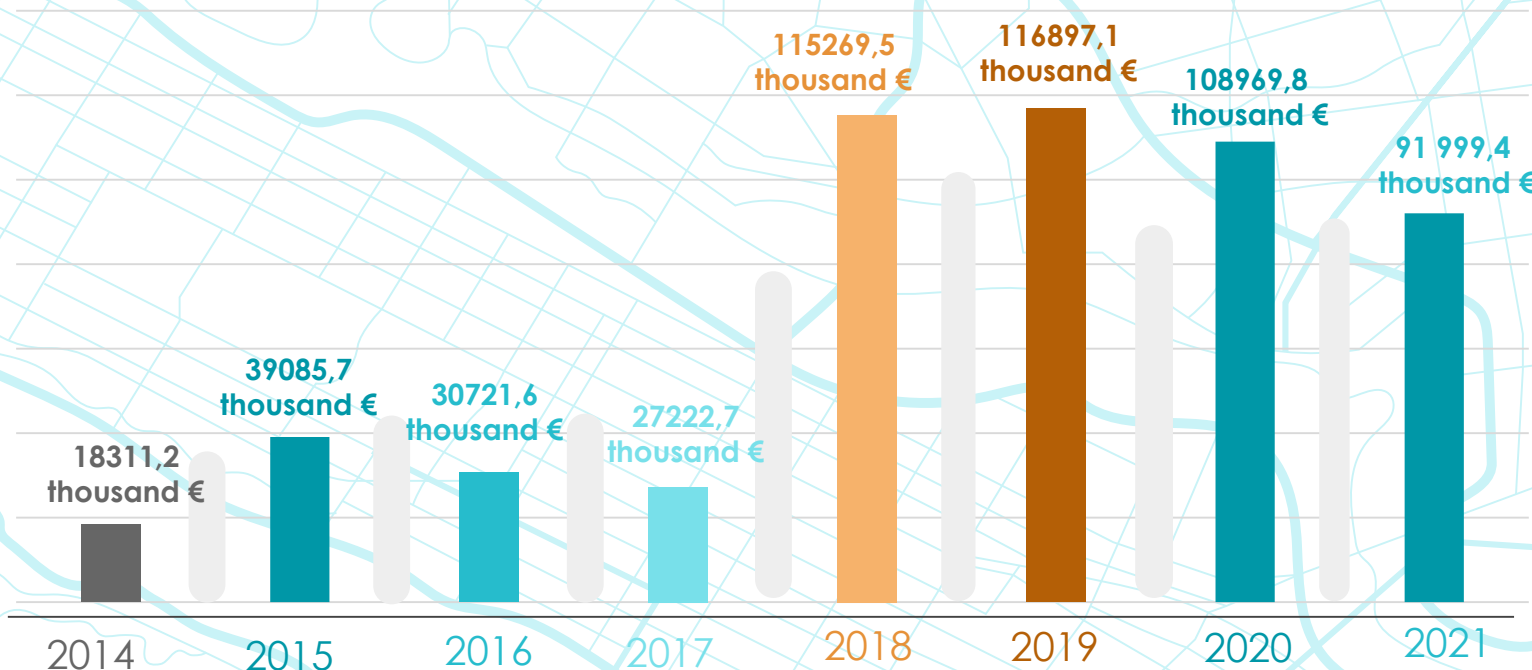

Main economic indicators of non-financial enterprises for 2021 by groups of enterprises according to the persons employed in them in Haskovo Municipality

... Confidential data





Foreign direct investments from the non-financial sector in the period 2014-2021 for Haskovo Municipality



Interreg



Greece-Bulgaria

GR-BG BUSINESS PASSPORT

European Regional Development Fund



Revenues of construction companies for 2018, 2019 and 2021

Haskovo Municipality



2018

145396
ХИЛ. ЛВ.



2019

145396
ХИЛ. ЛВ.



2021

263588
ХИЛ. ЛВ.

Interreg Greece-Bulgaria



GR-BG BUSINESS PASSPORT

European Regional Development Fund

„This document is developed on the Project „Greek Bulgarian Business Partnership by Assistance, Services, Solutions to Promote Open Regions Team” with acronym „GR-BG BUSINESS PASSPORT“, funded by Cooperation Programme Interreg V-A “Greece-Bulgaria 2014-2020”, Subsidy contract № B6.3a.07/13.04.2021. The project is co-funded by the European Regional Development Fund (ERDF) and by national funds of the countries participating in Cooperation Programme Interreg V-A “Greece-Bulgaria 2014-2020”. The contents of this information are sole responsibility of RMA Maritza and can in no way be taken to reflect the views of the European Union, the participating countries the Managing Authority and the Joint Secretariat“

