



ОБЩИНА
ИВАЙЛОВГРАД

Interreg Greece-Bulgaria



EUROPEAN UNION

GR-BG BUSINESS PASSPORT

European Regional Development Fund

BUSINESS PASSPORT

IVAYLOVGRAD



Interreg Greece-Bulgaria



GR-BG BUSINESS PASSPORT

European Regional Development Fund

At the beginning of 2022, the team of Regional Municipalities Association "Maritza" started the development of a Business Profile of Haskovo region as well as in 2023 its update. What the development should contain was a discussion for more than a month. And the reason for this was the lack of up-to-date information that would serve businesses in the region and beyond, for proper planning and definition of specific goals that would contribute to successful economic development in the region. By finding and summarizing the data in this Business Profile, we aim to show up-to-date information about the business climate, the local economy, the workforce, the fields of education and healthcare, etc. in Haskovo region by municipalities.

We hope this is useful for you and your business. We promise this is just the beginning. We are convinced that with joint efforts we can achieve good results, so please, if you have suggestions on how and with what to improve the current product, contact us via www.maritza.info

We are expecting you!

With wishes for fruitful cooperation,
The team of RMA "Maritza"

Ivaylovgrad Municipality



REGIONAL MUNICIPALITIES ASSOCIATION


MARITZA



Territory balance



agricultural



37,52%



forest



59,72%



settlements and other
urbanized areas



0,95%




water courses and
water areas



1,37%




for transport and
infrastructure



0,42%



for the extraction of
minerals



0,03%



Area, population density and settlements



Area

814,7
sq. km



Population
density

6,5
ppl/sq. km



Settlements

51



Towns

1



Villages

50

**Ivaylovgrad
Municipality**




Atmospheric pressure, temperature and air humidity in 2021



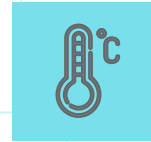
Atmospheric pressure

988,8
hPa




Air temperature:
Average

13,7
°C



Air temperature:
maximum absolute(02/08/2021)

42
°C



Air temperature:
minimum absolute (17/02/2021)

-13,6
°C



Relative air humidity - %

68
%

Meteorological station Haskovo



Precipitation in 2021, Haskovo Meteorological Station

Precipitation

annual amount

793
mm

Precipitation

Maximum
(27/01/2021)

45
mm

Number of
days with:
precipitation ≥ 0.1
mm

128

Number of
days with:
thunderstorms

25

Number of
days with:
fog

32

Number of
days with:
snow cover

16

Number of
days with:
cloudiness < 2

56

Number of
days with:
cloudiness > 8

108



Gender - age pyramid as of 31.12.2022



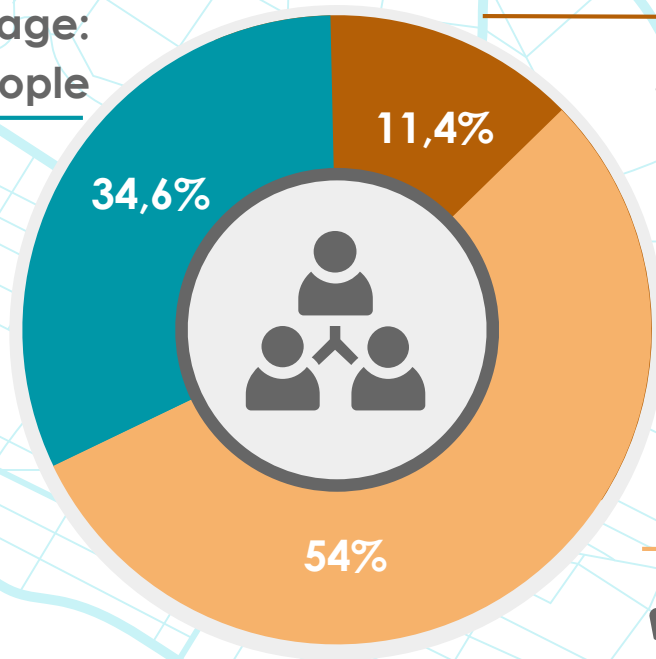


POPULATION UNDER, OF AND OVER WORKING AGE IN IVAYLOVGRAD MUNICIPALITY BY 2022

Over working age:
1 725 people

678 men
1 047 women

962 people
in towns



Under working age: 568 people

28 men
28 women
277 people
in towns

Of working age: 2 693
people

1 495 men
1 198 women
1 636
people in
towns



Natural population change in Ivaylovgrad Municipality in 2022




Marriages
(number)

9



Divorces
(number)

0



Live births
(number)

30



Deaths
(number)

135



Deceased
children
under 1
year of
age
(number)

1



Natural
increase
(number)

- 105



Coefficient of
natural
increase (%)

-21,06

Ivaylovhrad
Municipality

Average list number of persons employed under a labor or service legal contract in 2021



Total	Agriculture, forestry and fisheries	Mining industry	Processing industry	Production and distribution of electric and heat energy and gaseous fuels	Water supply and sewerage services, waste management and recovery	Construction
806	102	..	15	0
Commerce; car and motorcycle repair	Transport, storage and post	Hotels and restaurants	Creation and distribution of information and creative products; telecommunications	Financial and insurance activities	Real estate operations	Professional activities and scientific research
12	15	18	-	-
Administrative and auxiliary activities	State government	Education	Human healthcare and social work	Culture, sport and entertainment	Other activities	
124	27	105	61	..	9	

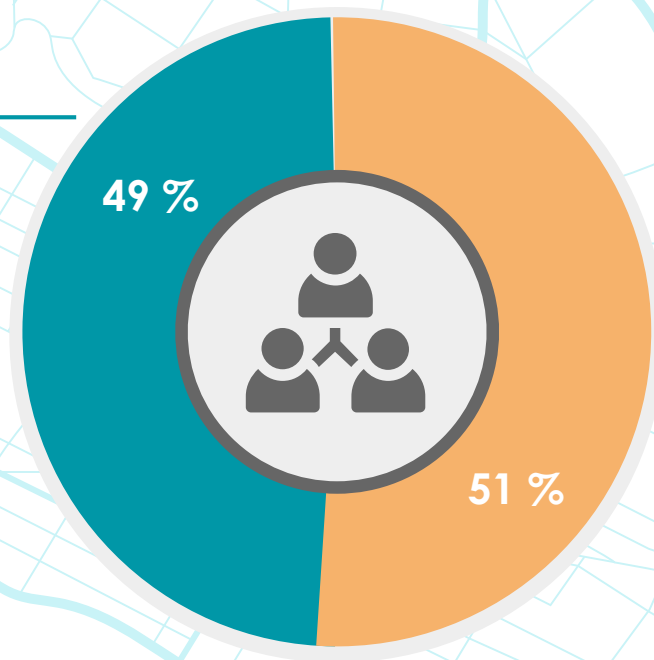


Average list number of persons employed under a labor or service legal contract in 2021 in the public and private sectors

Public sector

396

of which with the highest share – 31,3 % employed in „Administrative and auxiliary activities“ sector



Private sector

410

of which with the highest share – 38,3 % employed in „Processing industry“ sector

Average gross annual salary of employed persons in employment or service legal contract in 2021



Total	Agriculture, forestry and fisheries	Mining industry	Processing industry	Production and distribution of electric and heat energy and gaseous fuels	Water supply and sewerage services, waste management and recovery	Construction
12 133	14 220	..	9 913	-
Commerce; car and motorcycle repair	Transport, storage and post	Hotels and restaurants	Creation and distribution of information and creative products; telecommunications	Financial and insurance activities	Real estate operations	Real estate operations
8 141	8 999	7 784	-	-
Administrative and auxiliary activities	State government	Education	Human healthcare and social work	Culture, sport and entertainment	Other activities	
10 917	25 035	19 803	11 116	..	8 165	



Highest and lowest annual salary of employed persons under employment or service legal contract in 2021

25 035
BGN

Highest
average gross
annual salary in
Ivaylovgrad
Municipality
2021

State government

25 035
BGN

Highest average
gross annual
salary in the
public sector in
Ivaylovgrad
Municipality
2021

State government

14 945
BGN

Highest average
gross annual
salary in the
private sector in
Ivaylovgrad
Municipality
2021

Agriculture, forestry and fisheries

7 784
BGN

Lowest
average gross
annual salary in
Ivaylovgrad
Municipality
2021

Hotels and restaurants

Kindergartens in Ivaylovgrad Municipality in 2022/2023

2

Kindergartens
(number)

170

Places in
kindergartens
(number)

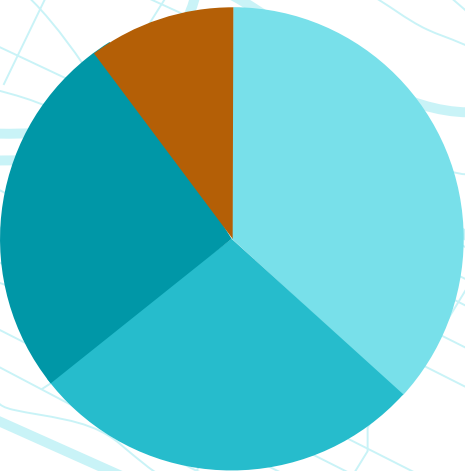
123 / 72,35%

Children in kindergartens
in Ivaylovgrad municipality
(number / % occupancy)





Education in Ivaylovgrad Municipality in 2022/2023



36,49% I - IV grade 154 (87 men, 67 women)

27,49% V - VII grade 116 (43 men, 73 women)

21,56% VIII - XII grade 91 (31 men, 60 women)

14,45% Vocational high schools and classes for the acquisition of the II degree professional qualification 61 (51 men, 10 women)

Schools in Ivaylovgrad Municipality in 2022/2023

General education schools

4

62

graduates of general education schools

11

graduates of secondary education in vocational schools

17

graduates of secondary education in general education schools

100%





Treatment and health facilities in Ivaylovgrad Municipality



Treatment facilities for hospital care

Independent medical-diagnostic and medical-technical laboratories

1



Medical staff in:

Ivaylovgrad Municipality

Doctors

3

Dentists

3

Health Care Medical Specialists

6

People per one doctor

1662


People per one dentist

1662



Nursery in Ivaylovgrad Municipality in 2022

Children in nursery

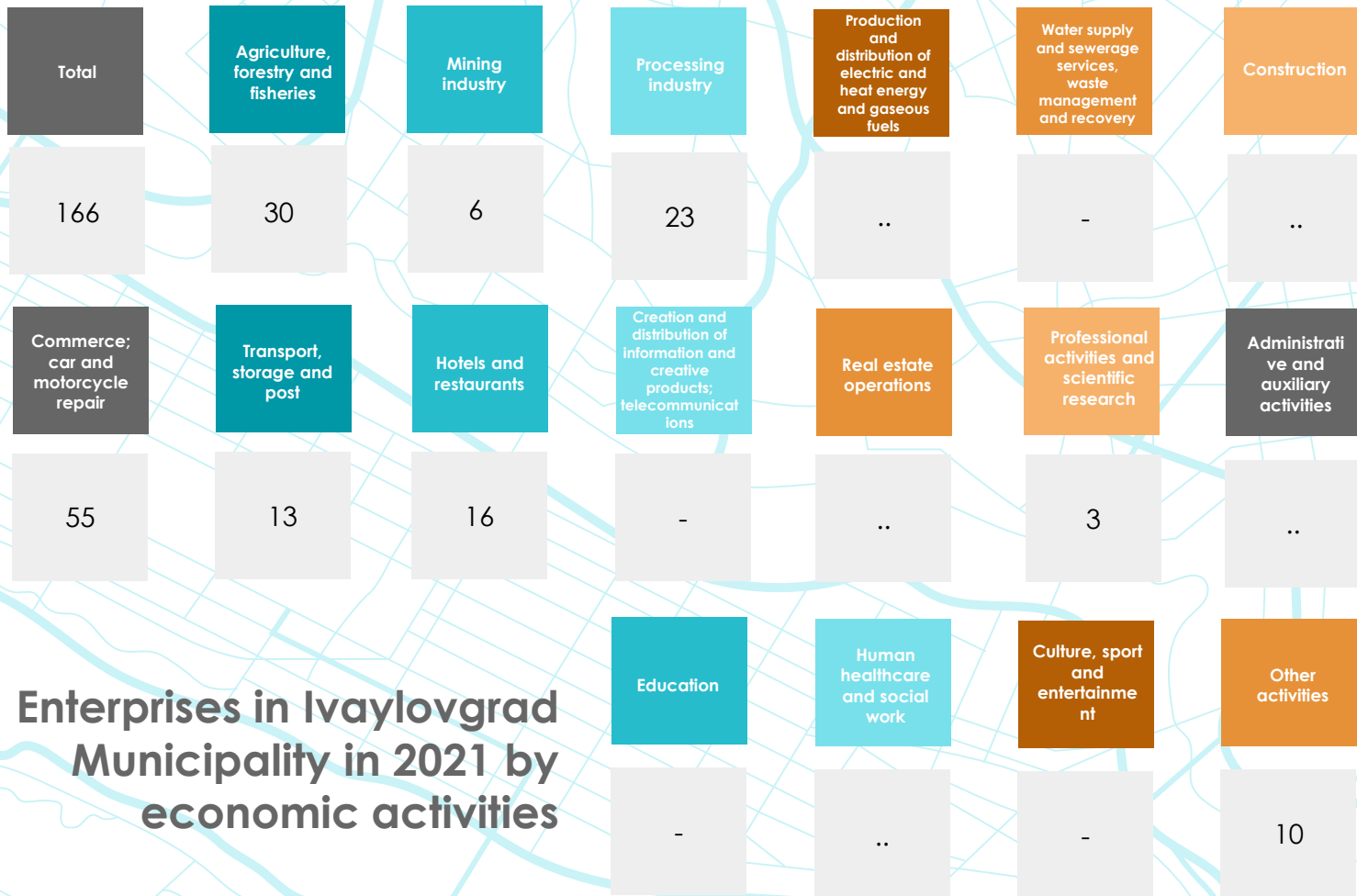


33,3% Girls

66,7% Boys



	Establishments	Places (capacity)	Occupancy
Nursery	1	24	37,5%

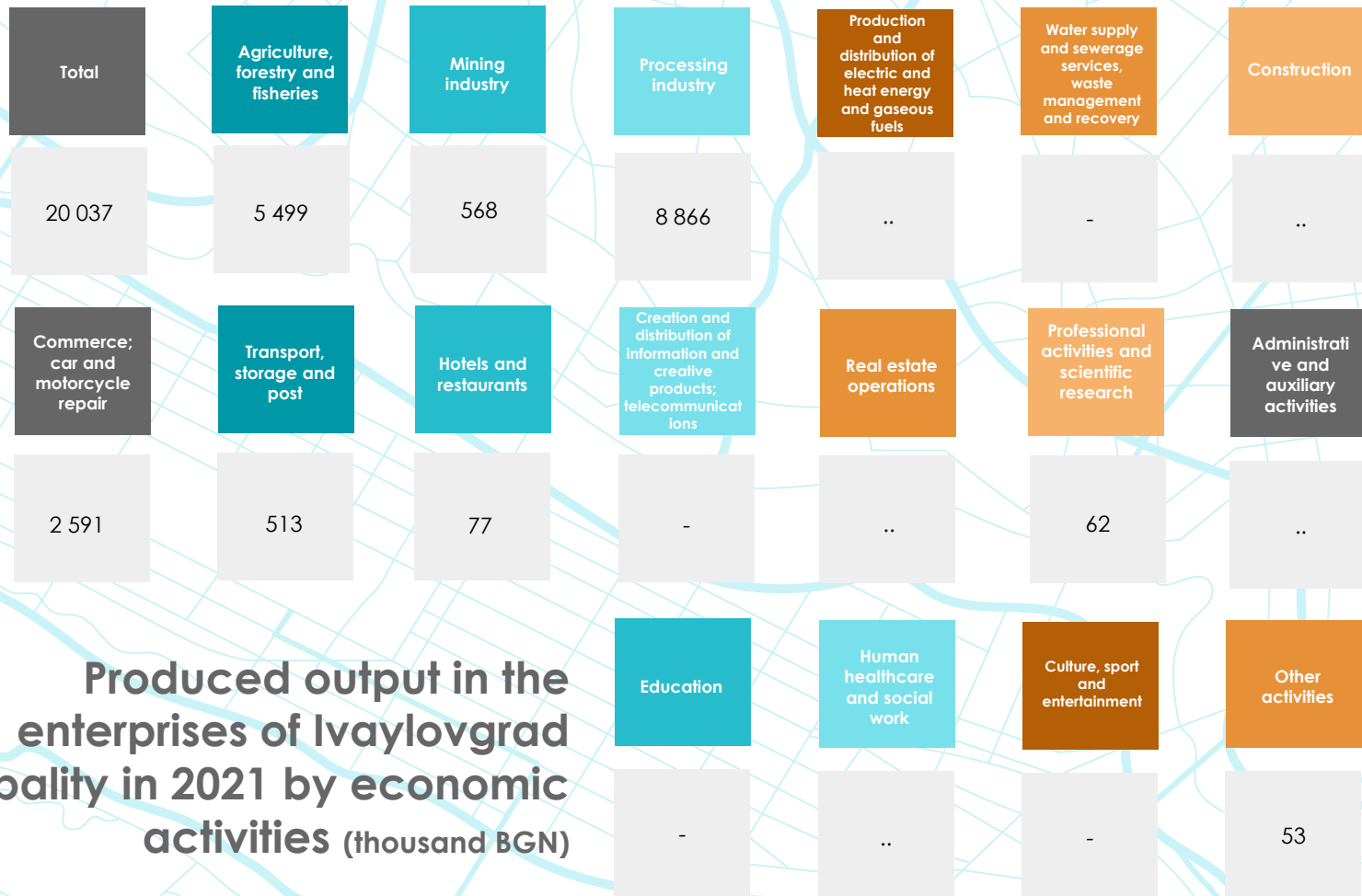


Enterprises in Ivaylovgrad Municipality in 2021 by economic activities



.. Confidential data

.. No data

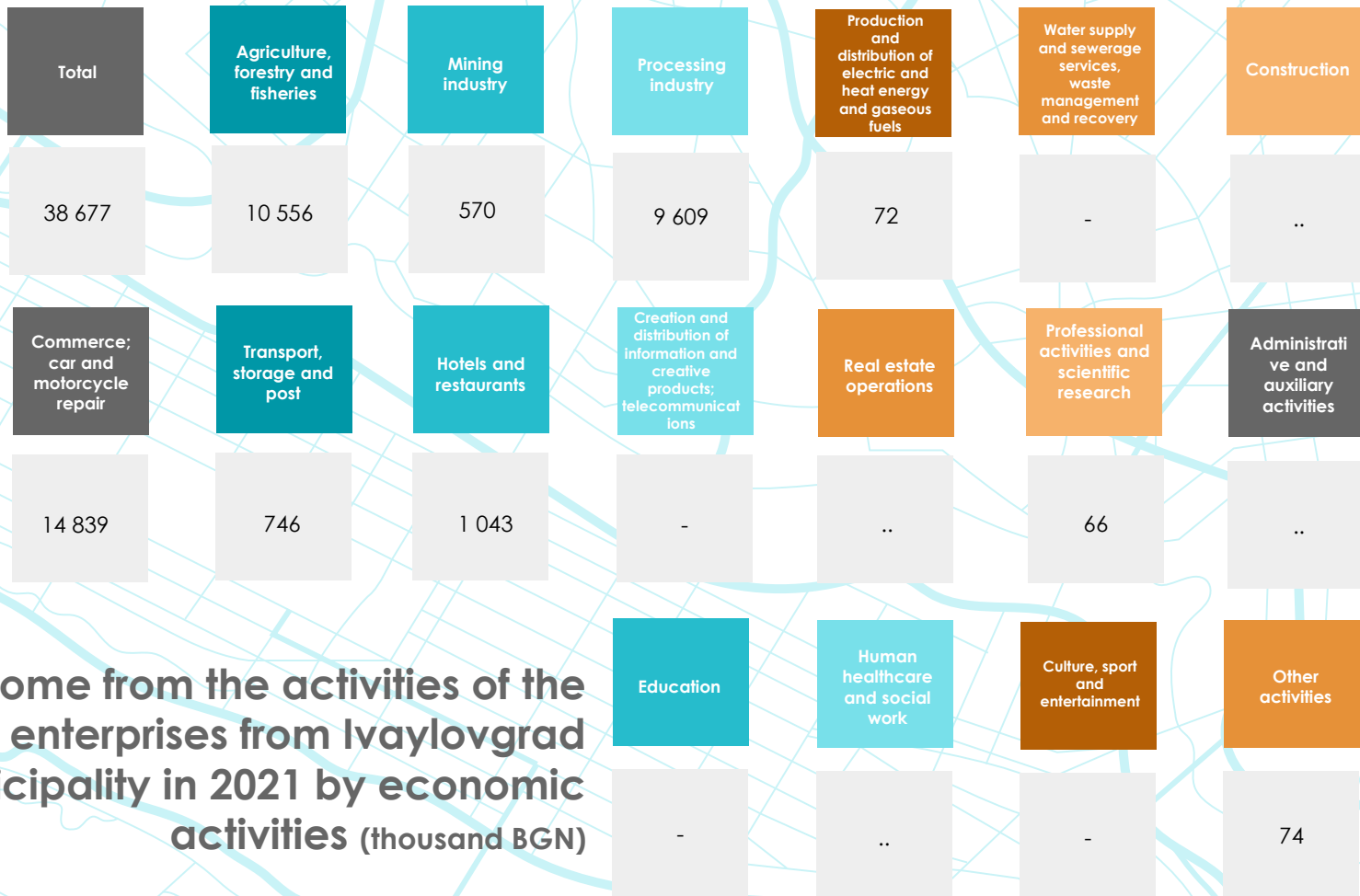


Produced output in the enterprises of Ivaylovgrad Municipality in 2021 by economic activities (thousand BGN)



.. Confidential data

.. No data



Income from the activities of the enterprises from Ivaylovgrad Municipality in 2021 by economic activities (thousand BGN)

.. Confidential data

.. No data



Net revenue from sales of enterprises from Ivaylovgrad Municipality in 2021 by economic activities (thousand BGN)

Total	Agriculture, forestry and fisheries	Mining industry	Processing industry	Production and distribution of electric and heat energy and gaseous fuels	Water supply and sewerage services, waste management and recovery	Construction
31 127	6 334	560	6 819	..	-	..
Commerce; car and motorcycle repair	Transport, storage and post	Hotels and restaurants	Creation and distribution of information and creative products; telecommunications	Real estate operations	Professional activities and scientific research	Administrative and auxiliary activities
14 605	654	899	-	..	62	..
			Education	Human healthcare and social work	Culture, sport and entertainment	Culture, sport and entertainment
			-	..	-	74

.. Confidential data

.. No data


Total	Agriculture, forestry and fisheries	Mining industry	Processing industry	Production and distribution of electric energy and heat energy and gaseous fuels	Water supply and sewerage services, waste management and recovery	Construction
36 249	9 106	562	9 216	53	-	..
Commerce; car and motorcycle repair	Transport, storage and post	Hotels and restaurants	Creation and distribution of information and creative products; telecommunications	Real estate operations	Professional activities and scientific research	Administrative and auxiliary activities
14 636	750	910	-	..	38	..
			Education	Human healthcare and social work	Culture, sport and entertainment	Culture, sport and entertainment
			-	42	-	57

Expenses for the activities of the enterprises from Ivaylovgrad Municipality in 2021 by economic activities (thousand BGN)



.. Confidential data

.. No data



Fixed tangible assets of the enterprises from Ivaylovgrad Municipality in 2021 by economic activities (thousand BGN)

Total	Agriculture, forestry and fisheries	Mining industry	Processing industry	Production and distribution of electric and heat energy and gaseous fuels	Water supply and sewerage services, waste management and recovery	Construction
17 947	6 387	45	-	..
Commerce; car and motorcycle repair	Transport, storage and post	Hotels and restaurants	Creation and distribution of information and creative products; telecommunications	Real estate operations	Real estate operations	Administrative and auxiliary activities
2 725	23	1 148	-
			Education	Human healthcare and social work	Culture, sport and entertainment	Other activities
			-	..	-	..

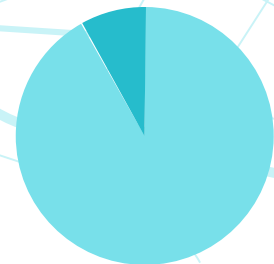
.. Confidential data

.. No data

	Enterprises	Enterprises	Operating income	Net sales revenue	Net sales revenue	Fixed tangible assets
Total	166	20 037 BGN thousand	38 677 BGN thousand	31 127 BGN thousand	36 249 BGN thousand	17 947 BGN thousand
Micro up to 9 employed	155	8 941 BGN thousand	19 958 BGN thousand	16 116 BGN thousand	17 993 BGN thousand	12 010 BGN thousand
Small from 10 to 49	11	11 096 BGN thousand	18 719 BGN thousand	15 011 BGN thousand	18 256 BGN thousand	5 937 BGN thousand
Medium from 50 to 249	-	-	-	-	-	-
Large over 250	-	-	-	-



Main economic indicators of non-financial enterprises for 2021 by groups of enterprises according to the persons employed in them in the Ivaylovgrad Municipality

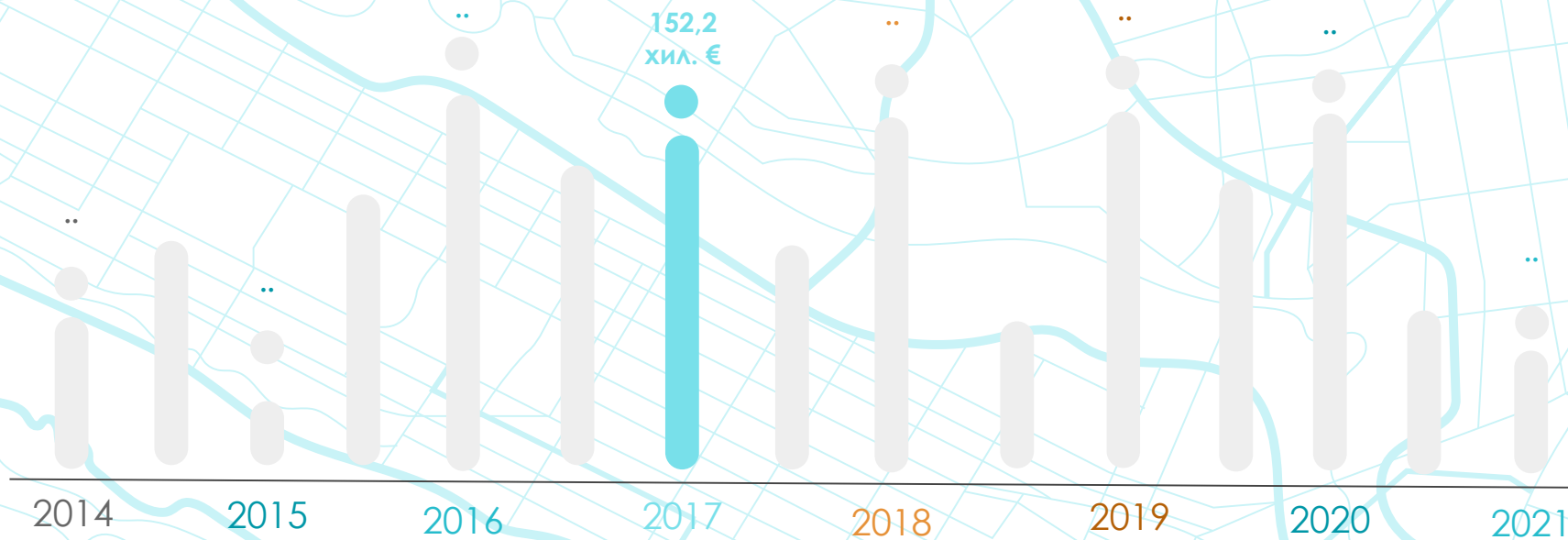


93% Micro up to 9 employed

7% Small from 10 to 49



Foreign direct investments from the non-financial sector in the period 2014-2021 for Ivaylovgrad municipality



Interreg Greece-Bulgaria



GR-BG BUSINESS PASSPORT

European Regional Development Fund

„This document is developed on the Project „Greek Bulgarian Business Partnership by Assistance, Services, Solutions to Promote Open Regions Team” with acronym „GR-BG BUSINESS PASSPORT“, funded by Cooperation Programme Interreg V-A “Greece-Bulgaria 2014-2020”, Subsidy contract № B6.3a.07/13.04.2021. The project is co-funded by the European Regional Development Fund (ERDF) and by national funds of the countries participating in Cooperation Programme Interreg V-A “Greece-Bulgaria 2014-2020”. The contents of this information are sole responsibility of RMA Maritza and can in no way be taken to reflect the views of the European Union, the participating countries the Managing Authority and the Joint Secretariat“

