



Interreg Greece-Bulgaria



EUROPEAN UNION

GR-BG BUSINESS PASSPORT

European Regional Development Fund

BUSINESS PASSPORT



LYUBIMETS

Interreg Greece-Bulgaria



GR-BG BUSINESS PASSPORT

European Regional Development Fund

At the beginning of 2022, the team of Regional Municipalities Association "Maritza" started the development of a Business Profile of Haskovo region as well as in 2023 its update. What the development should contain was a discussion for more than a month. And the reason for this was the lack of up-to-date information that would serve businesses in the region and beyond, for proper planning and definition of specific goals that would contribute to successful economic development in the region. By finding and summarizing the data in this Business Profile, we aim to show up-to-date information about the business climate, the local economy, the workforce, the fields of education and healthcare, etc. in Haskovo region by municipalities.

We hope this is useful for you and your business. We promise this is just the beginning. We are convinced that with joint efforts we can achieve good results, so please, if you have suggestions on how and with what to improve the current product, contact us via www.maritza.info

We are expecting you!

With wishes for fruitful cooperation,
The team of RMA "Maritza"

Lyubimets Municipality



REGIONAL MUNICIPALITIES ASSOCIATION

MARITZA



Territory balance




agricultural



60,20%




forest



32,26%



settlements and other
urbanized areas



3,23%



water courses and
water areas



3,65%



for transport and
infrastructure



0,61%



for the extraction of
minerals



0,06%




Area, population density and settlements



Area

344,3
KB. KM



Population
density

25,8
Δ. /KB. KM



Settlements

10



Towns

1



Villages

9

**Lyubimets
Municipality**




Atmospheric pressure, temperature and air humidity in 2021




Atmospheric pressure

988,8
hPa



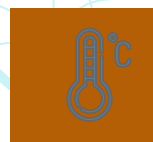
Air temperature:
Average

13,7
°C



Air temperature:
maximum absolute(02/08/2021)

42
°C



Air temperature:
minimum absolute (17/02/2021)

-13,6
°C



Relative air humidity - %

68
%

Meteorological station Haskovo



Precipitation in 2021, Haskovo Meteorological Station

Precipitation

annual amount

793
mm

Precipitation

Maximum
(27/01/2021)

45
mm

Number of
days with:
precipitation ≥ 0.1
mm

128

Number of
days with:
гърмотевизи

25

Number of
days with:
fog

32

Number of
days with:
snow cover

16

Number of
days with:
cloudiness < 2

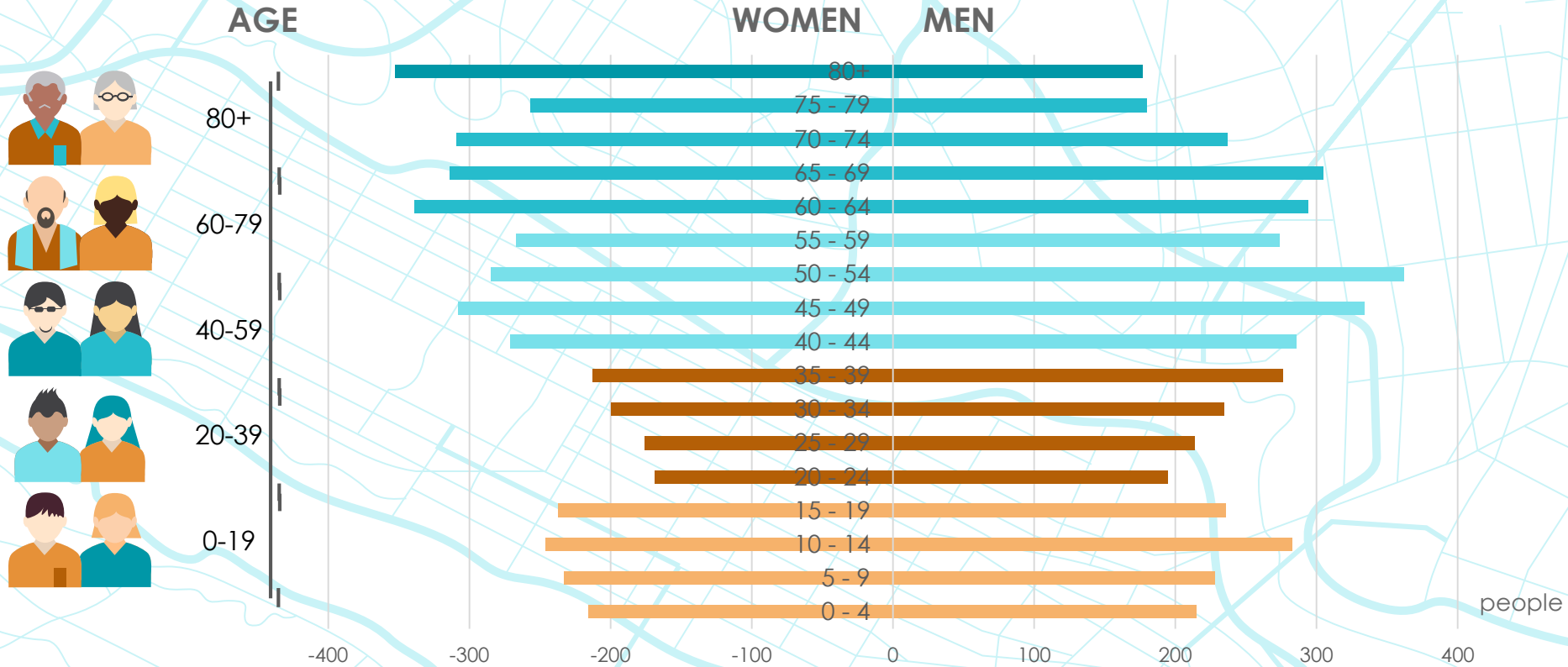
56

Number of
days with:
cloudiness > 8

108



Gender - age pyramid as of 31.12.2022



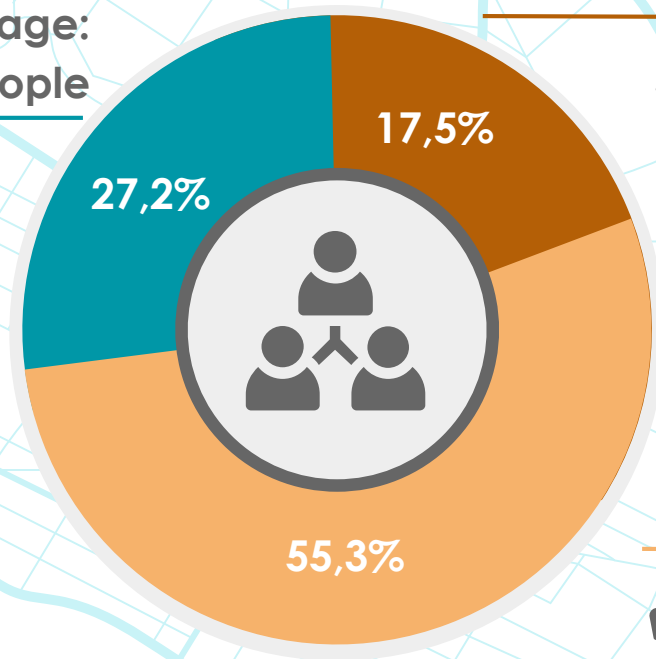


POPULATION UNDER, OF AND OVER WORKING AGE IN LYUBIMETS MUNICIPALITY BY 2022

Over working age: 2 372 people

930 men
1 442 women

1 694 people in towns



Under working age: 1 529 people

789 men
740 women

1 193 people in towns

Of working age: 23 698 people: 4 823 people

2 612 men
2 221 women

3 800 people in towns



Natural population change in Lyubimets Municipality in 2022



Marriages
(number)

33



Divorces
(number)

4



Live births
(number)

76




Deaths
(number)

172



Deceased children
under 1
year of
age
(number)

0



Natural
increase
(number)

- 96



Coefficient of
natural
increase (%)

-11

Lyubimets
Municipality

Average list number of persons employed under a labor or service legal contract in 2021



Total	Agriculture, forestry and fisheries	Mining industry	Processing industry	Production and distribution of electric and heat energy and gaseous fuels	Water supply and sewerage services, waste management and recovery	Construction
1045	121	..	149	3
Commerce; car and motorcycle repair	Transport, storage and post	Hotels and restaurants	Creation and distribution of information and creative products; telecommunications	Financial and insurance activities	Real estate operations	Professional activities and scientific research
187	46	51	..	6	2	16
	Administrative and auxiliary activities	State government	Education	Human healthcare and social work	Culture, sport and entertainment	Other activities
	170	104	21	21

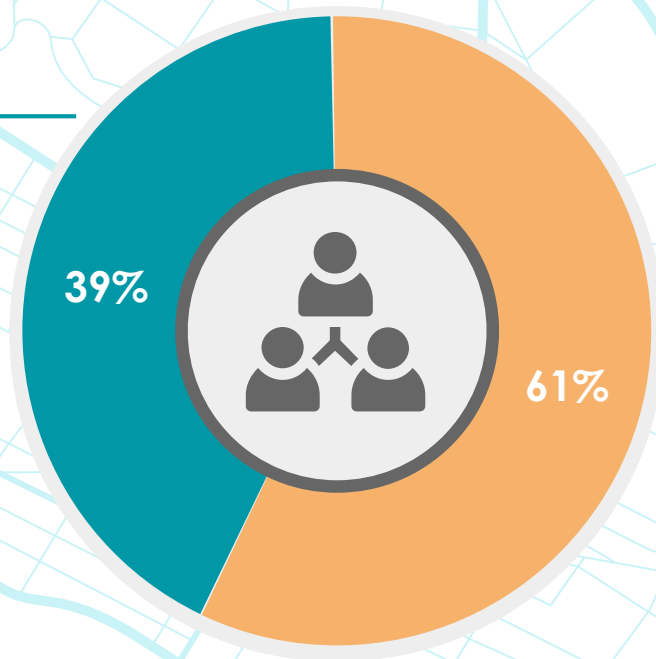


Average list number of persons employed under a labor or service legal contract in 2021 in the public and private sectors

Public sector

414

of which with the highest share – 42,8% employed in “Education” sector



Private sector

644,

of which with the highest share – 30,8 % employed in “Commerce; car and motorcycle repair” sector

Average gross annual salary of employed persons in employment or service legal contract in 2021



Total	Agriculture, forestry and fisheries	Mining industry	Processing industry	Production and distribution of electric and heat energy and gaseous fuels	Water supply and sewerage services, waste management and recovery	Construction
11 445	9 532	..	7 848
Commerce; car and motorcycle repair	Transport, storage and post	Hotels and restaurants	Creation and distribution of information and creative products; telecommunications	Financial and insurance activities	Real estate operations	Professional activities and scientific research
9 034	8 255	6 579	..	11 343	-	5 597
Administrative and auxiliary activities	State government	Education	Human healthcare and social work	Culture, sport and entertainment	Other activities	
9 451	13 592	19 536	15 155	6 953	11 966	



Highest and lowest annual salary of employed persons under employment or service legal contract in 2021

19 536
BGN

Highest average gross annual salary in Lyubimets municipality in 2021

Education

19 536
BGN

Highest average gross annual salary in the public sector in Lyubimets municipality in 2021

Education

11 966
BGN

Highest average gross annual salary in the private sector in Lyubimets municipality in 2021

Other activities

5 597
BGN

Lowest average gross annual salary in Lyubimets municipality in 2021

Professional activities and scientific research

Kindergartens in Lyubimets Municipality in 2022/2023

1

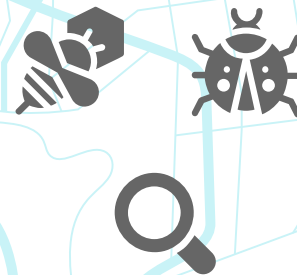
Kindergartens
(number)

277

Places in kindergartens
(number)

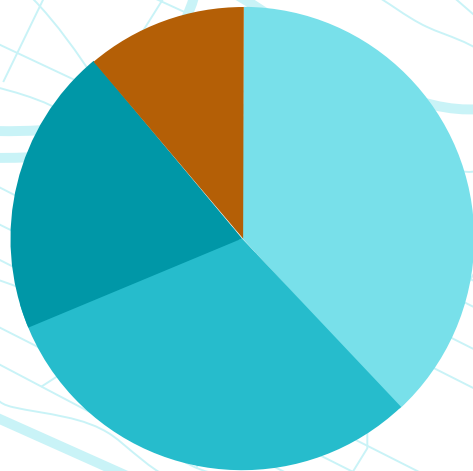
301 / 108,66%

Children in kindergartens in
Lyubimets municipality
(number / % occupancy)





Education in Lyubimets Municipality in 2022/2023




40,17% I - IV grade 337 (170 men, 167 women)

30,75% V - VII grade 258 (138 men, 120 women)

17,88% VIII - XII grade 150 (75 men, 75 women)

11,20% Vocational high schools and classes for the acquisition of the II degree professional qualification 94 (70 men, 24 women)

Schools in Lyubimets Municipality in 2022/2023



General education schools

4

114 graduates of general education schools

5 graduates of general education schools

29 graduates of secondary education in general education schools



Treatment and health facilities in Lyubimets Municipality

Specialized hospitals

Treatment facilities for hospital care

1
45
beds



Independent medical-diagnostic and medical-technical laboratories

Treatment facilities for outpatient care

3



Medical staff in:

Doctors

Dentists

Health Care
Medical
Specialists

People per
one doctor

People per
one dentist

Lyubimets Municipality

12

7

28


727

1246



Nursery in Lyubimets Municipality in 2022

Children in
nursery



48,7% Girls

51,3% Boys



Establishments

Places
(capacity)


Occupancy

Occupancy

1

64

60,94%

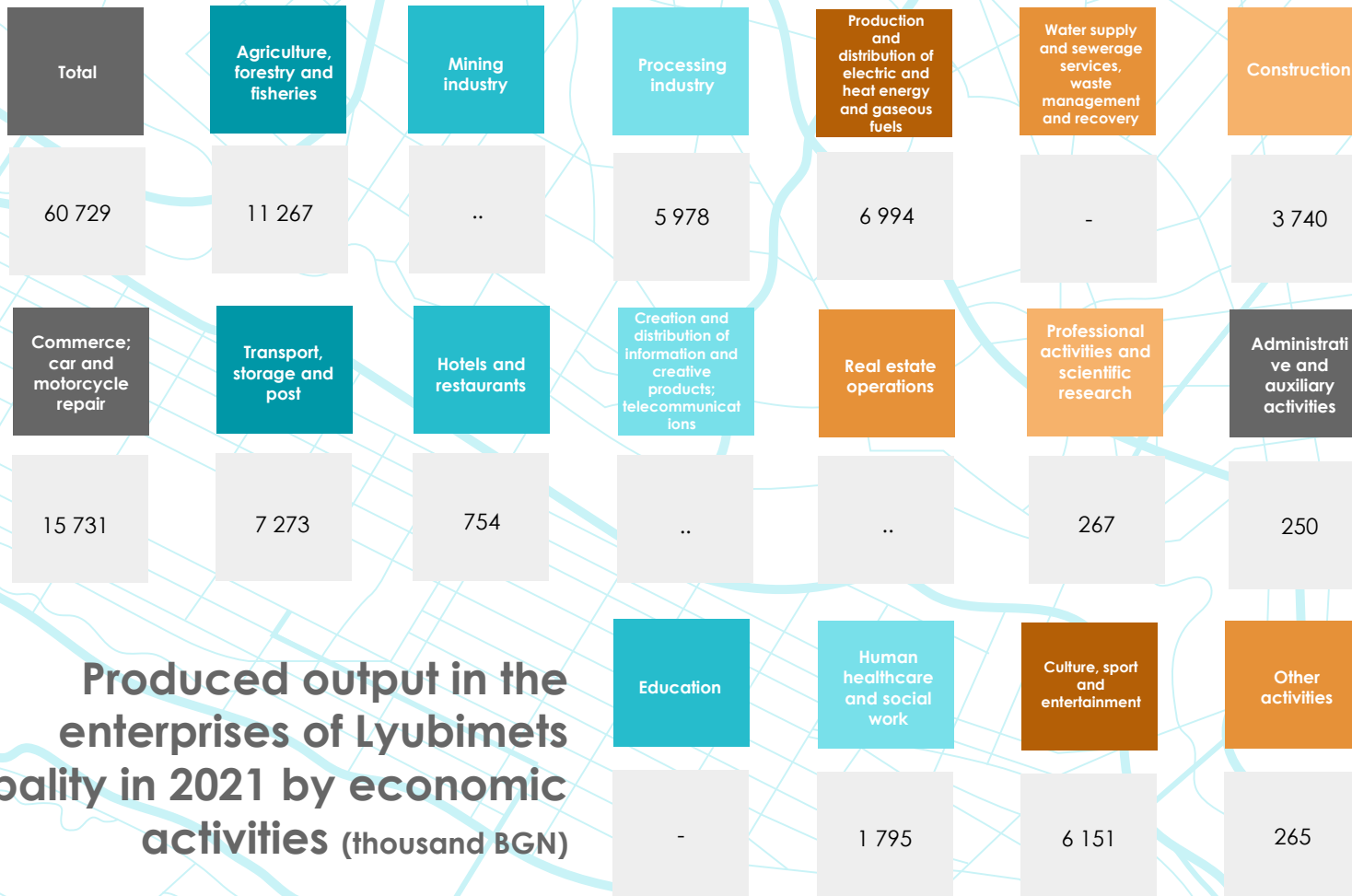



Enterprises in Lyubimets Municipality in 2021 by economic activities



.. Confidential data

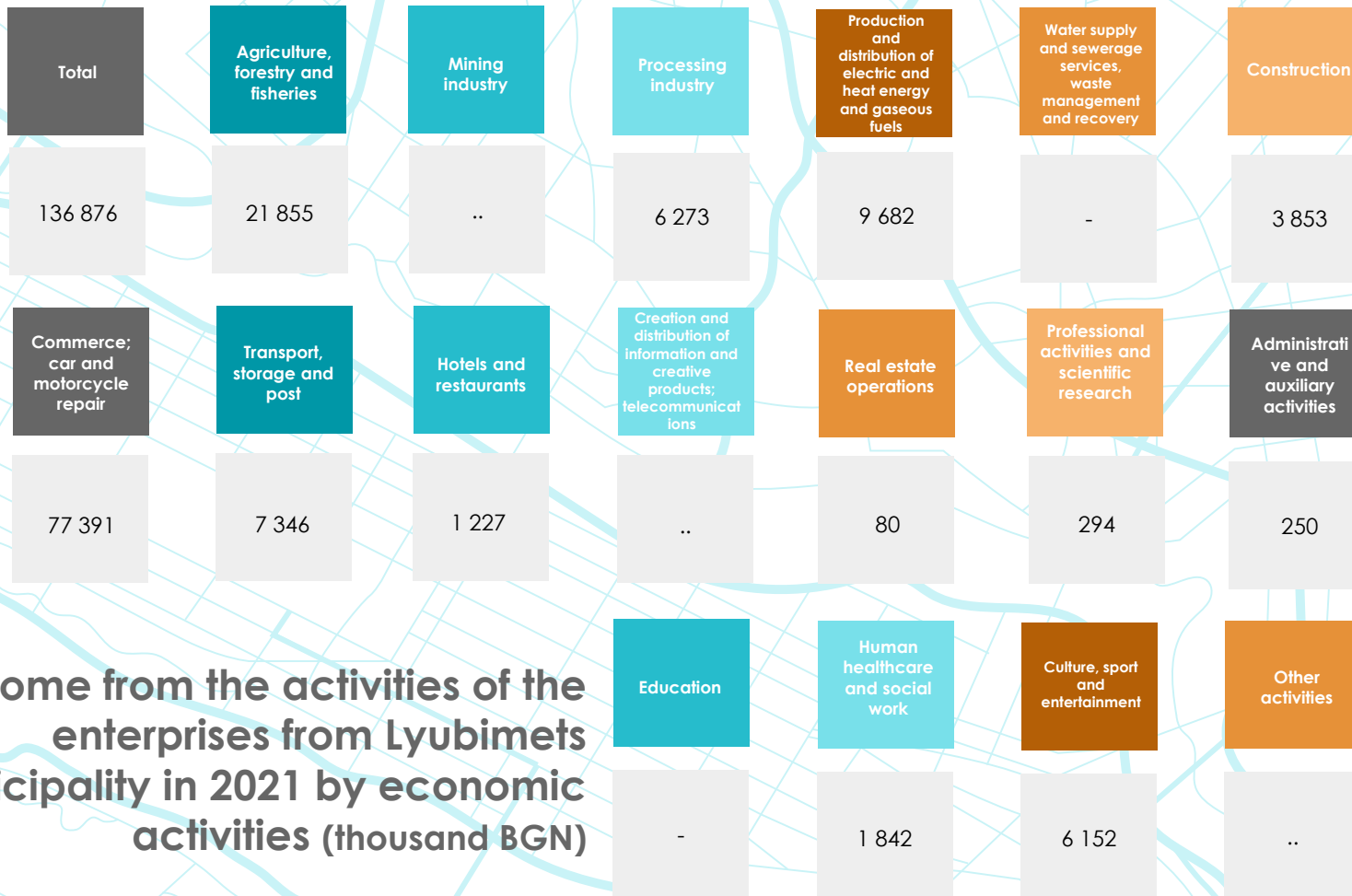
.. No data



 **Produced output in the enterprises of Lyubimets municipality in 2021 by economic activities (thousand BGN)**

.. Confidential data

.. No data



Income from the activities of the enterprises from Lyubimets Municipality in 2021 by economic activities (thousand BGN)

.. Confidential data

.. No data

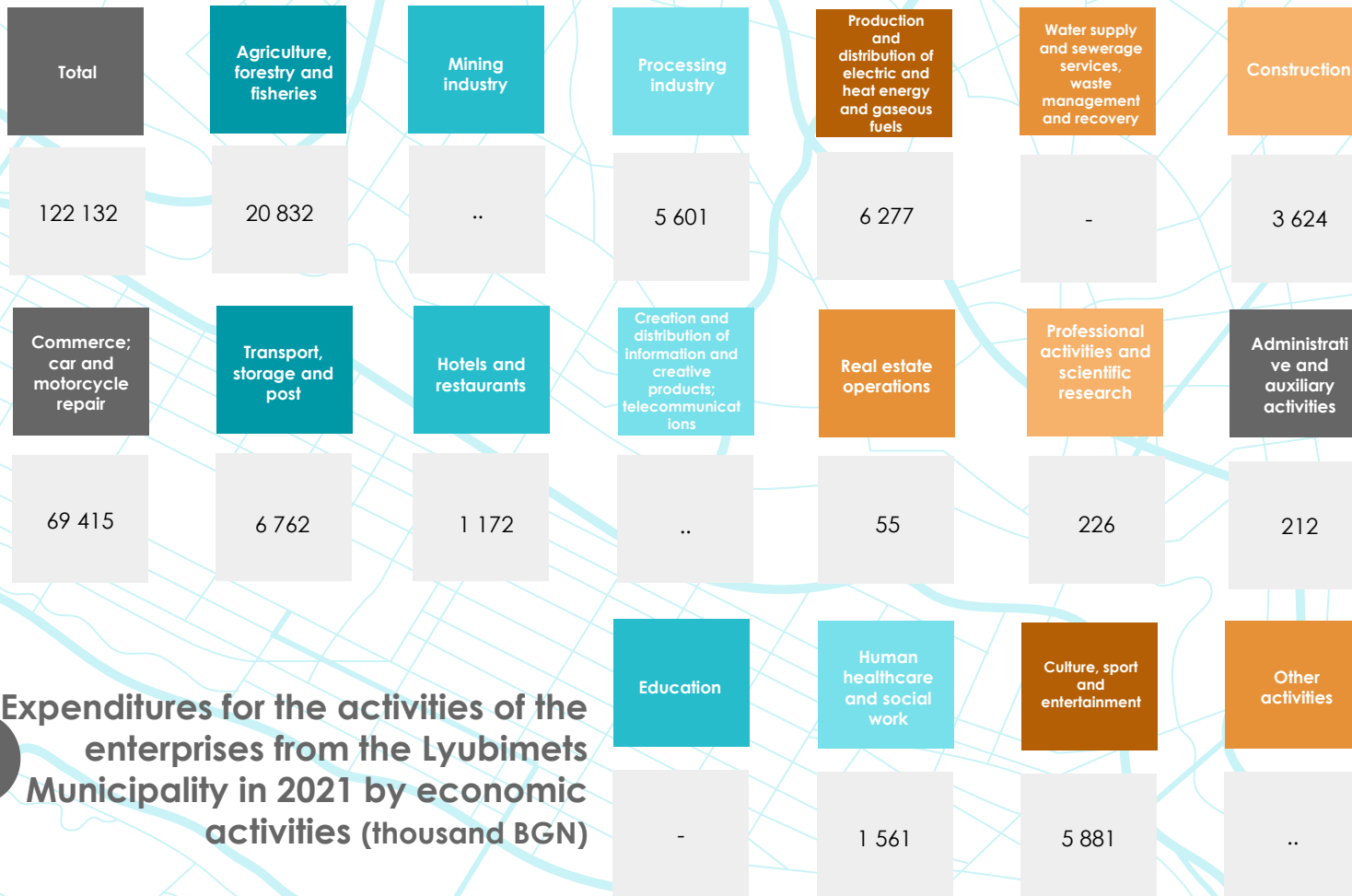


Net sales revenue sales of enterprises from Lyubimets Municipality in 2021 by economic activities (thousand BGN)

Total	Agriculture, forestry and fisheries	Mining industry	Processing industry	Production and distribution of electric and heat energy and gaseous fuels	Water supply and sewerage services, waste management and recovery	Construction
118 102	11 630	..	5 848	3 132	-	3 425
Commerce; car and motorcycle repair	Transport, storage and post	Hotels and restaurants	Creation and distribution of information and creative products; telecommunications	Real estate operations	Professional activities and scientific research	Administrative and auxiliary activities
76 876	7 265	1 198	282	241
			Education	Human healthcare and social work	Culture, sport and entertainment	Other activities
			-	1 525	6 151	266

.. Confidential data

.. No data



Expenditures for the activities of the enterprises from the Lyubimets Municipality in 2021 by economic activities (thousand BGN)

.. Confidential data

.. No data

Total	Agriculture, forestry and fisheries	Mining industry	Processing industry	Production and distribution of electric and heat energy and gaseous fuels	Water supply and sewerage services, waste management and recovery	Construction
87 466	38 136	..	1 944	31 745	-	507
Commerce; car and motorcycle repair	Transport, storage and post	Hotels and restaurants	Creation and distribution of information and creative products; telecommunications	Real estate operations	Professional activities and scientific research	Administrative and auxiliary activities
13 551	351	260	49	8
			Education	Human healthcare and social work	Culture, sport and entertainment	Other activities
			-	17

Fixed tangible assets of the enterprises from Lyubimets municipality in 2021 by economic activities (thousand BGN)

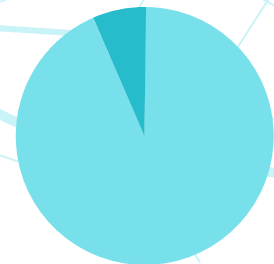


.. Конфиденциални данни

.. Няма данни


	Enterprises	Produced output	Operating income	Net sales revenue	Activity costs	Fixed tangible assets
Total	361	60 729 ХИЛ. ЛВ.	136 876 ХИЛ. ЛВ.	118 102 ХИЛ. ЛВ.	122 132 ХИЛ. ЛВ.	87 466 ХИЛ. ЛВ.
Micro up to 9 employed	347	36 399 ХИЛ. ЛВ.	74 260 ХИЛ. ЛВ.	57 475 ХИЛ. ЛВ.	68 973 ХИЛ. ЛВ.	65 359 ХИЛ. ЛВ.
Small from 10 to 49	14	24 330 ХИЛ. ЛВ.	62 616 ХИЛ. ЛВ.	60 627 ХИЛ. ЛВ.	53 159 ХИЛ. ЛВ.	22 107 ХИЛ. ЛВ.
Medium from 50 to 249	-	-	-	-	-	-
Large over 250	-	-	-	-	-	-

Main economic indicators of non-financial enterprises for 2021 by groups of enterprises according to the persons employed in them in the Lyubimets Municipality





Foreign direct investments from the non-financial sector in the period 2014-2021 for Lyubimets Municipality



Interreg Greece-Bulgaria



GR-BG BUSINESS PASSPORT

European Regional Development Fund

„This document is developed on the Project „Greek Bulgarian Business Partnership by Assistance, Services, Solutions to Promote Open Regions Team” with acronym „GR-BG BUSINESS PASSPORT“, funded by Cooperation Programme Interreg V-A “Greece-Bulgaria 2014-2020”, Subsidy contract № B6.3a.07/13.04.2021. The project is co-funded by the European Regional Development Fund (ERDF) and by national funds of the countries participating in Cooperation Programme Interreg V-A “Greece-Bulgaria 2014-2020”. The contents of this information are sole responsibility of RMA Maritza and can in no way be taken to reflect the views of the European Union, the participating countries the Managing Authority and the Joint Secretariat“

