



Interreg Greece-Bulgaria



EUROPEAN UNION

GR-BG BUSINESS PASSPORT

European Regional Development Fund

BUSINESS PASSPORT

МИНЕРАЛНИ БАНИ



Interreg Greece-Bulgaria



Mineralni bani Municipality

GR-BG BUSINESS PASSPORT

European Regional Development Fund

At the beginning of 2022, the team of Regional Municipalities Association "Maritza" started the development of a Business Profile of Haskovo region as well as in 2023 its update. What the development should contain was a discussion for more than a month. And the reason for this was the lack of up-to-date information that would serve businesses in the region and beyond, for proper planning and definition of specific goals that would contribute to successful economic development in the region. By finding and summarizing the data in this Business Profile, we aim to show up-to-date information about the business climate, the local economy, the workforce, the fields of education and healthcare, etc. in Haskovo region by municipalities.

We hope this is useful for you and your business. We promise this is just the beginning. We are convinced that with joint efforts we can achieve good results, so please, if you have suggestions on how and with what to improve the current product, contact us via www.maritza.info

We are expecting you!

With wishes for fruitful cooperation,
The team of RMA "Maritza"



REGIONAL MUNICIPALITIES ASSOCIATION

MARITZA



Territory balance




agricultural



53,07%



forest



41,47%



settlements and other
urbanized areas



3,32%




water courses and
water areas



1,78%



for transport and
infrastructure



0,32%



for the extraction of
minerals



0,04%



Area, population density and settlements



Area

214,7
sq. km



Population
density

30,5
people/
sq. km



Settlements

12



Towns

-



Villages

12

**Mineralni Bani
Municipality**




Atmospheric pressure, temperature and air humidity in 2021




Atmospheric pressure

988,8
hPa



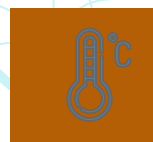
Air temperature:
Average

13,7
°C



Air temperature:
maximum absolute(02/08/2021)

42
°C



Air temperature:
minimum absolute (17/02/2021)

-13,6
°C



Relative air humidity - %

68
%

Meteorological station Haskovo



Precipitation in 2021, Haskovo Meteorological Station

Precipitation

annual amount

793

MM

Precipitation

Maximum
(27/01/2021)

45

MM

Number of
days with:
precipitation ≥ 0.1
mm

128

Number of
days with:
thunderstorms

25

Number of
days with:
fog

32

Number of
days with:
snow cover

16

Number of
days with:
cloudiness < 2

56

Number of
days with:
cloudiness > 8

108



Gender - age pyramid as of 31.12.2022

AGE

ЖЕНИ

МЪЖЕ



80+



60-79



40-59



20-39



0-19

-300

-200

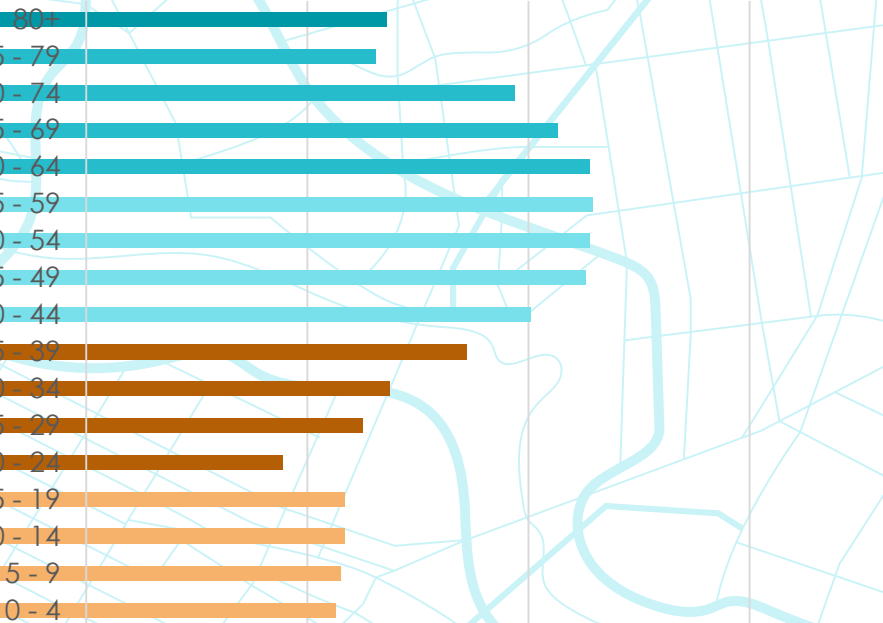
-100

0

100

200

300 people





POPULATION UNDER, OF AND OVER WORKING AGE IN MINERALNI BANI MUNICIPALITY BY 2022

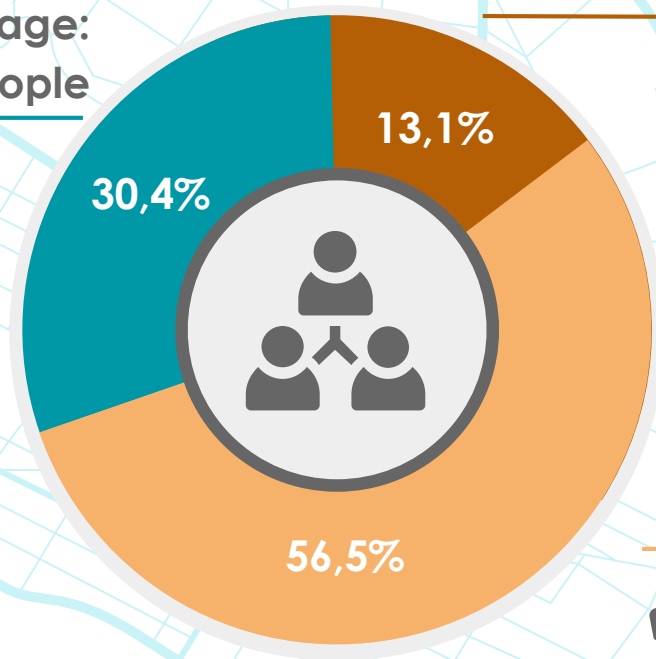
Over working age:
1 668 people



698 men



970 women



Under working age: 722 people



376 men



346 women

Of working age: 3 103
people



1 697 men



1 406 women



Natural population change in Mineralni bani Municipality in 2022



Marriages
(number)

22



Divorces
(number)

7



Live births
(number)

49



Deaths
(number)

105



Deceased children
under 1
year of
age
(number)

1



Natural
increase
(number)

- 56



Coefficient of
natural
increase (%)

-10,19

Mineralni bani
Municipality

Average list number of persons employed under a labor or service legal contract in 2021



Total	Agriculture, forestry and fisheries	Mining industry	Processing industry	Production and distribution of electric and heat energy and gaseous fuels	Water supply and sewerage services, waste management and recovery	Construction
744	127	-	92	..	-	90
Commerce; car and motorcycle repair	Transport, storage and post	Hotels and restaurants	Creation and distribution of information and creative products; telecommunications	Financial and insurance activities	Real estate operations	Professional activities and scientific research
42	21	126	0	4
	Administrative and auxiliary activities	State government	Education	Human healthcare and social work	Culture, sport and entertainment	Other activities
	..	96	21	16	12	20

.. Confidential data

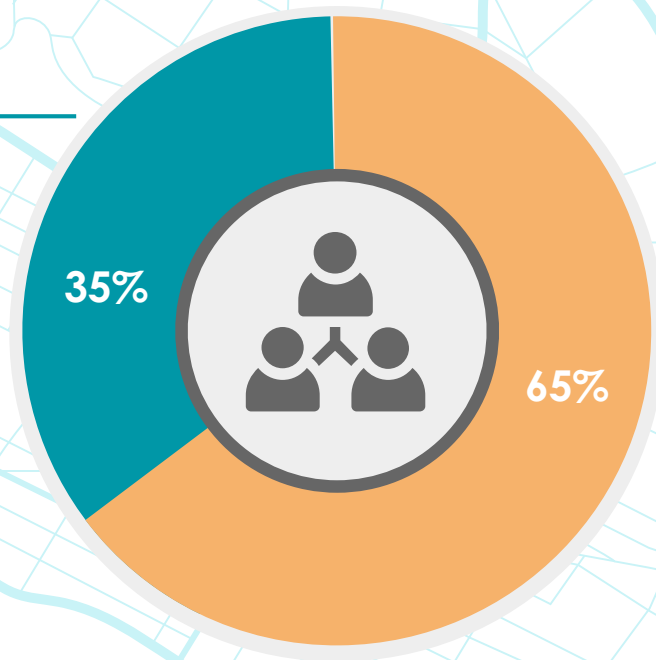
.. No data



Average list number of persons employed under a labor or service legal contract in 2021 in the public and private sectors

Public sector

259
of which with the highest share –
37,1 % employed in “Education”
sector



Частен сектор

485,
of which with the highest share –
23,7 % employed in „Agriculture,
forestry and fisheries“ sector

Average gross annual salary of employed persons in employment or service legal contract in 2021



Total	Agriculture, forestry and fisheries	Mining industry	Processing industry	Production and distribution of electric and heat energy and gaseous fuels	Water supply and sewerage services, waste management and recovery	Construction
10 457	9 724	-	7 282	..	-	7 151
Commerce; car and motorcycle repair	Transport, storage and post	Hotels and restaurants	Creation and distribution of information and creative products; telecommunications	Financial and insurance activities	Real estate operations	Professional activities and scientific research
8 460	8 232	9 834	-	6 344
Administrative and auxiliary activities	State government	Education	Human healthcare and social work	Culture, sport and entertainment	Other activities	
..	..	17 305	12 731	8 978	9 522	

.. Confidential data

.. No data



Highest and lowest annual salary of employed persons under employment or service legal contract in 2021

17 305
BGN

Highest average
gross annual
salary in
Mineralni bani
municipality in
2021

Education

17 305
BGN

Highest average
gross annual
salary in the
public sector in
Mineralni bani
municipality in
2021

Education

13 831
BGN

in Mineralni bani
municipality in
2021
in Mineralni bani
municipality in
2021

Human healthcare and social
work

6 344
BGN

in Mineralni bani
municipality in
2021
in Mineralni bani
municipality in
2021

Professional activities and
scientific research

Kindergartens in Mineralni bani Municipality in 2022/2023

1

Kindergartens
(number)

245

Places in
kindergartens
(number)

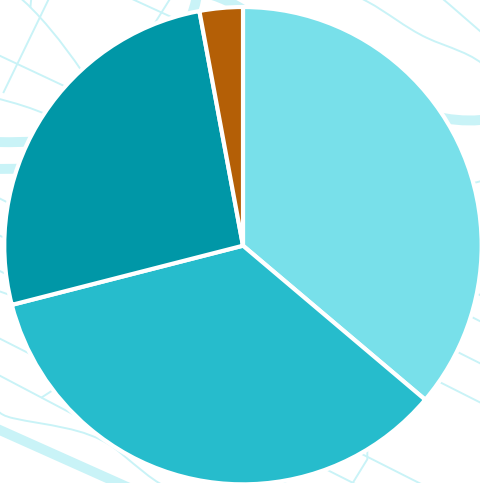
103 / 42,04%

Children in kindergartens in
Dimitrovgrad municipality
(number / % occupancy)





Education in Mineralni bani Municipality in 2022/2023



36,17% I - IV grade 136 (79 men, 57 women)

34,84% V - VII grade 131 (56 men, 75 women)

26,06% Vocational high schools and classes for the acquisition of the II degree professional qualification 98 (50 men, 48 women)

2,93% Vocational classes for the acquisition of I degree professional qualification 11 (8 men, 3 women)

Schools in Mineralni bani Municipality in 2022/2023

General education schools

2

100%



42

graduates of general education schools

11

graduates of secondary education in general education schools



Treatment and health facilities in Mineralni bani Municipality

Treatment facilities for hospital care

Specialized hospitals

1
40
λεγλα
beds



Medical staff in:

Mineralni bani Municipality

Doctors

7

Dentists

1

Health Care
Medical
Specialists

9

People per
one doctor

785

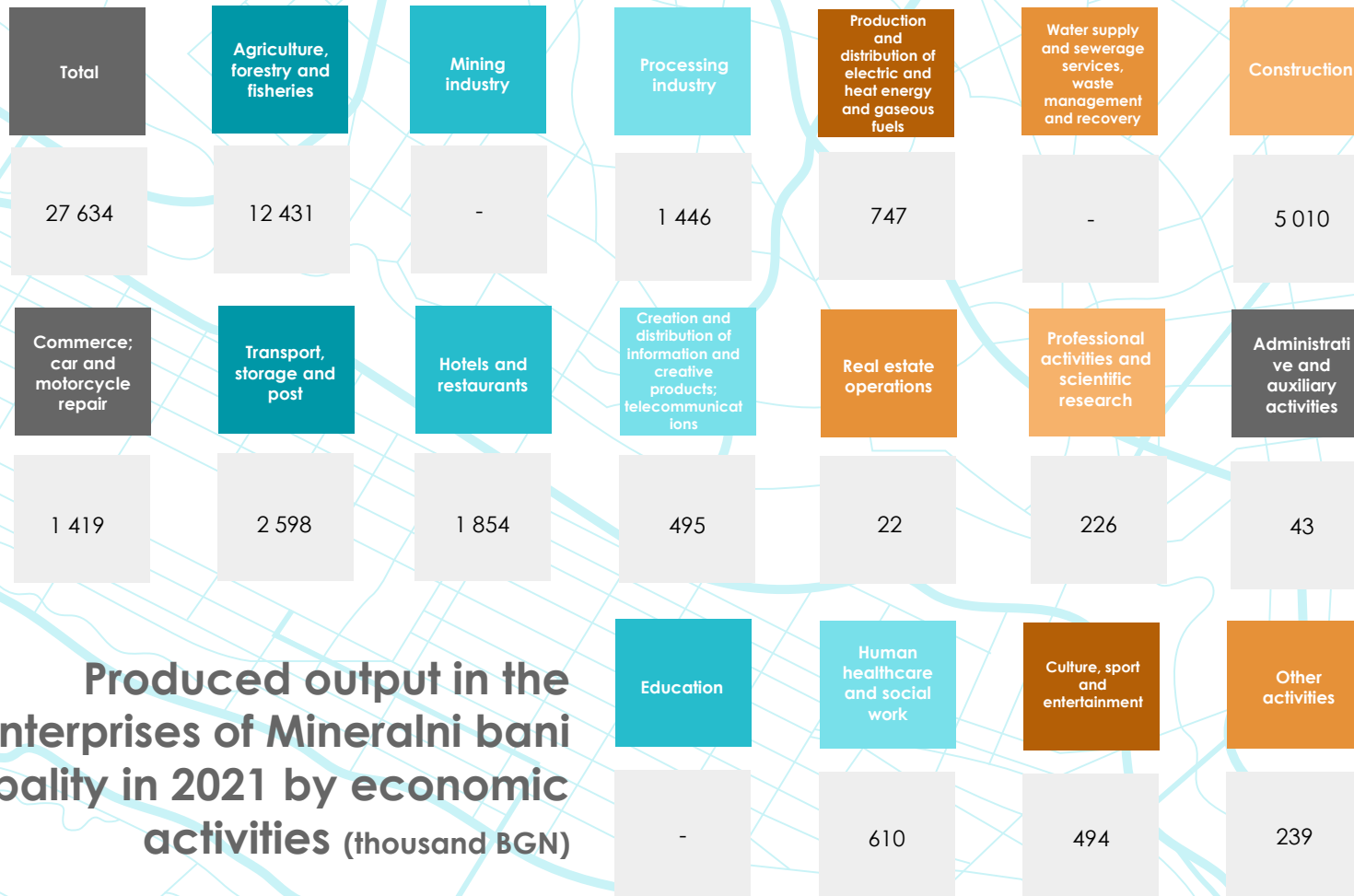
People per
one dentist


5493

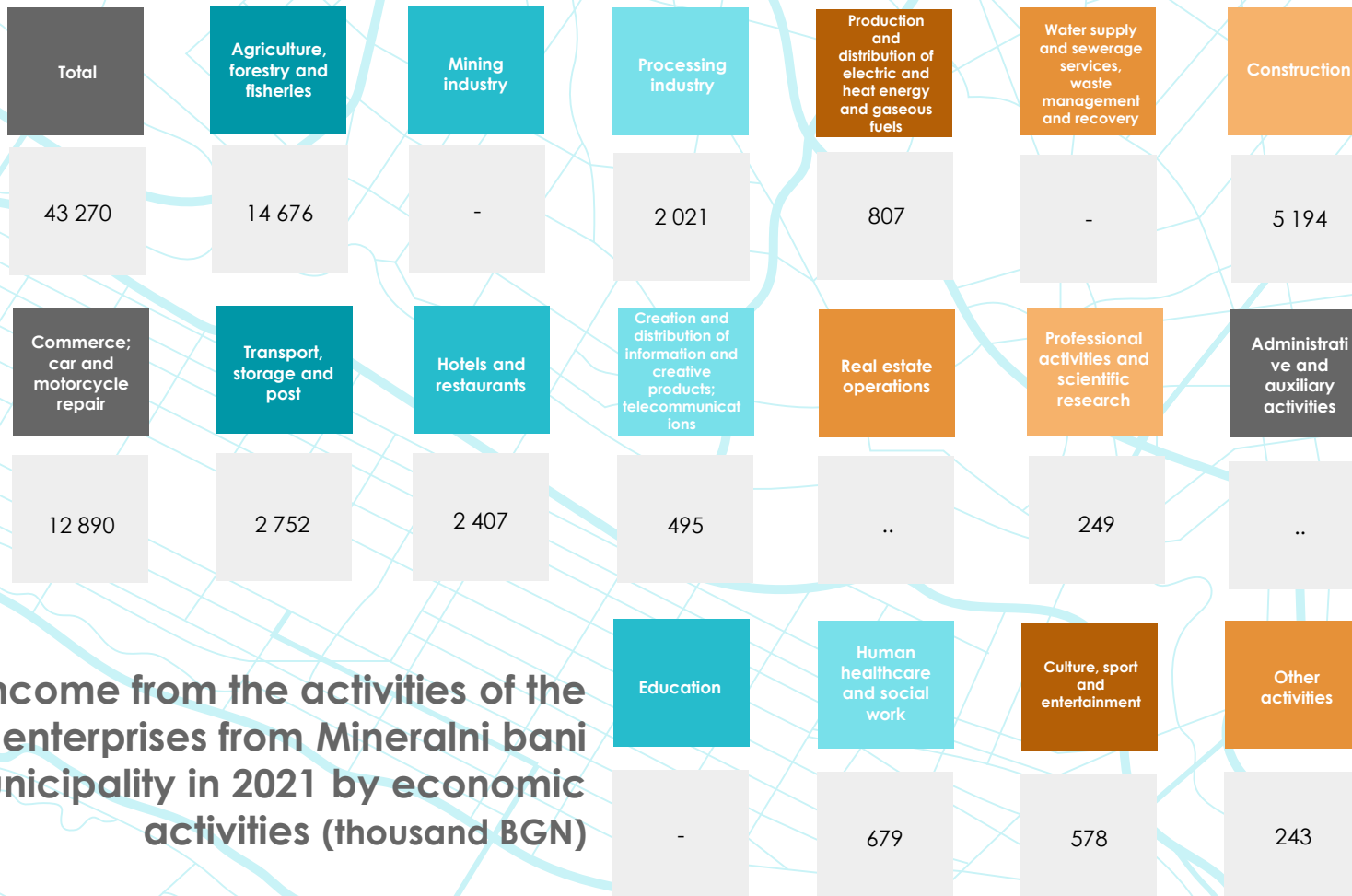


Enterprises in Mineralni bani Municipality in 2021 by economic activities



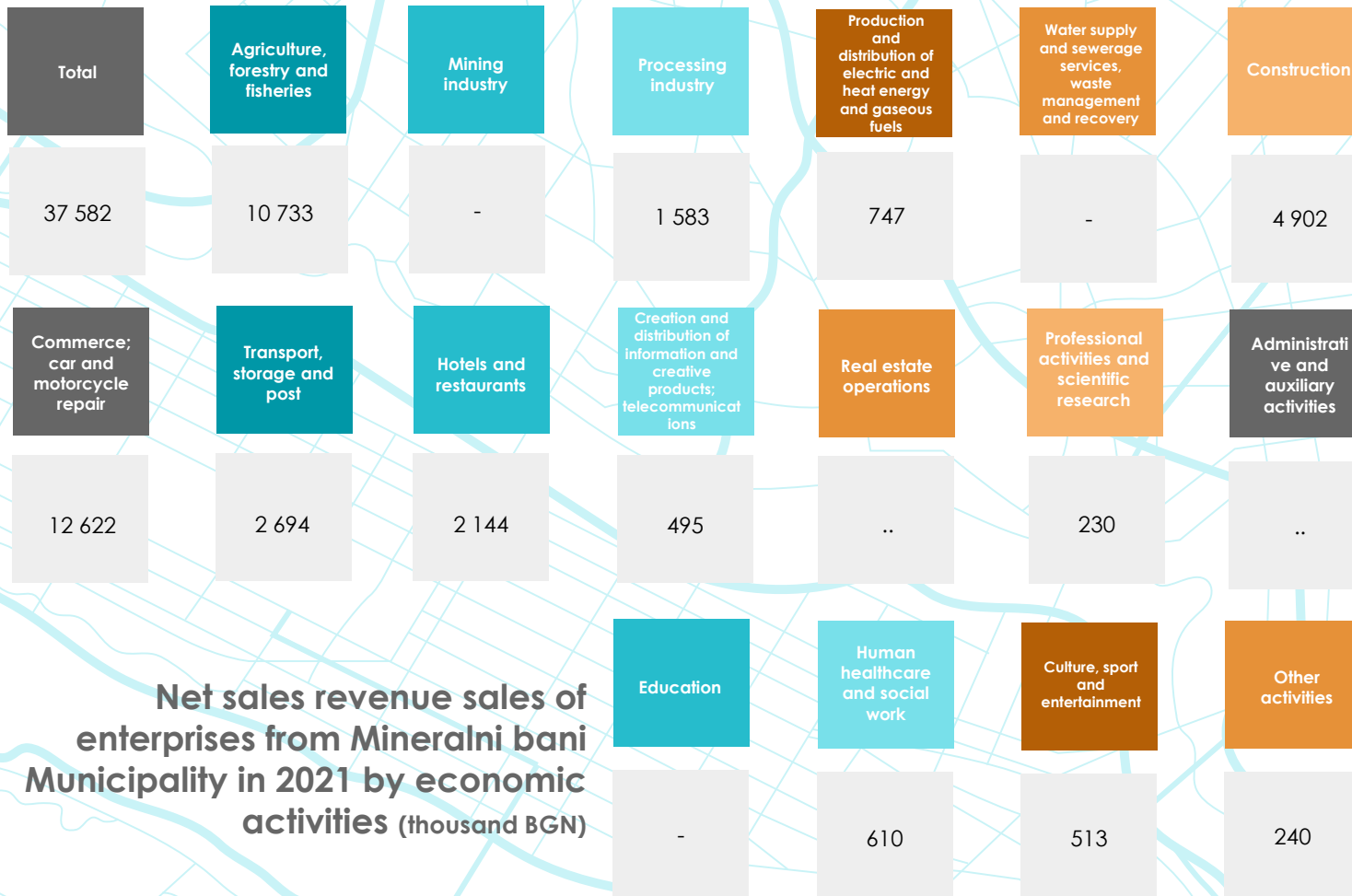



Produced output in the enterprises of Mineralni bani Municipality in 2021 by economic activities (thousand BGN)



Income from the activities of the enterprises from Mineralni bani Municipality in 2021 by economic activities (thousand BGN)



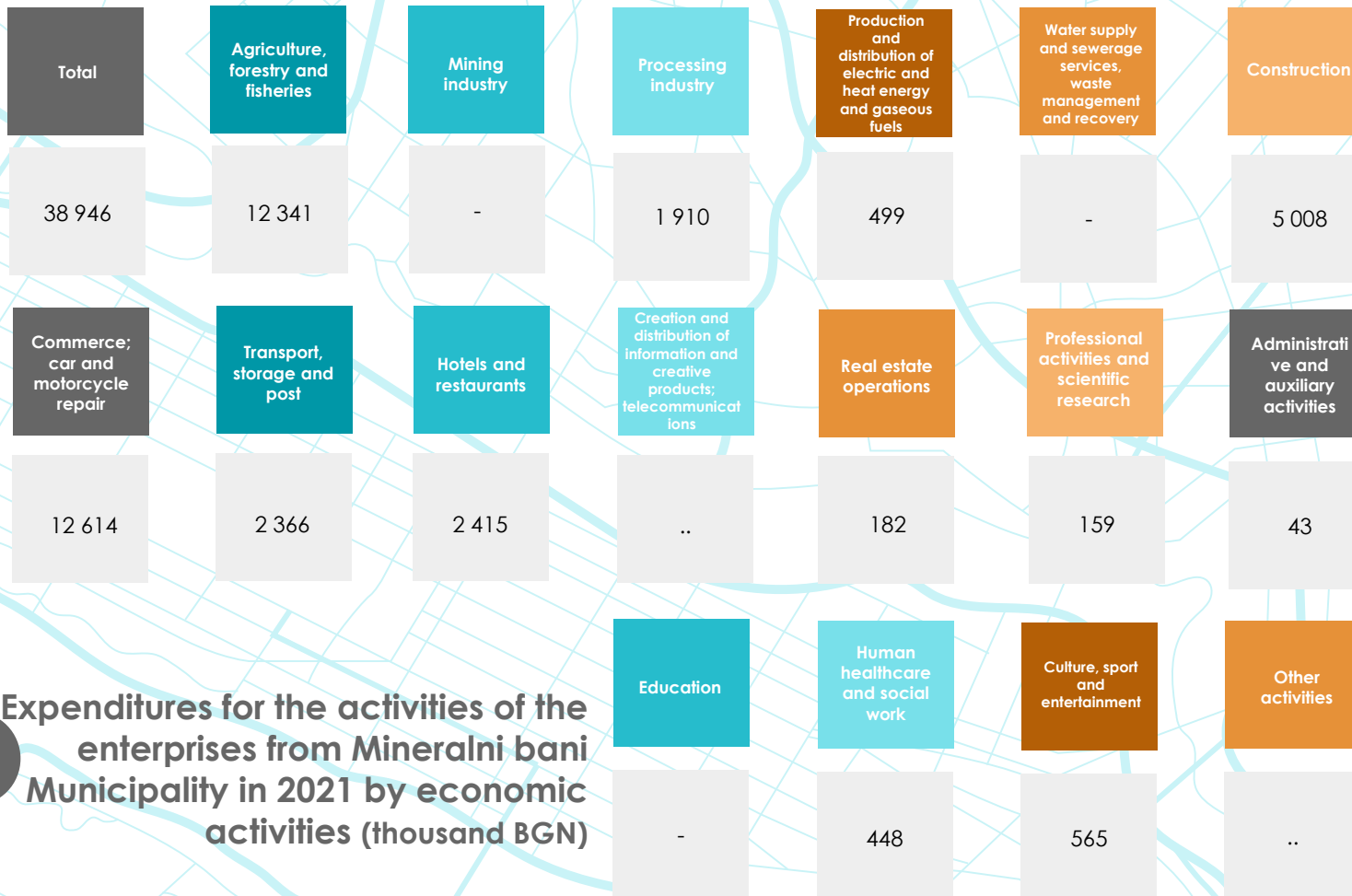


Net sales revenue sales of enterprises from Mineralni bani Municipality in 2021 by economic activities (thousand BGN)



.. Конфиденциални данни

.. Няма данни



Expenditures for the activities of the enterprises from Mineralni bani Municipality in 2021 by economic activities (thousand BGN)

Total	Agriculture, forestry and fisheries	Mining industry	Processing industry	Production and distribution of electric energy and heat energy and gaseous fuels	Water supply and sewerage services, waste management and recovery	Construction
48 522	17 949	-	2 557	2 822	-	5 816
Commerce; car and motorcycle repair	Transport, storage and post	Hotels and restaurants	Creation and distribution of information and creative products; telecommunications	Real estate operations	Professional activities and scientific research	Administrative and auxiliary activities
1 432	662	7 115
			Education	Human healthcare and social work	Culture, sport and entertainment	Other activities
			-

Fixed tangible assets of the enterprises from Mineralni bani municipality in 2021 by economic activities (thousand BGN)



	Enterprises	Produced output	Operating income	Net sales revenue	Activity costs	Fixed tangible assets
Total	269	27 634 ХИЛ. ЛВ.	43 270 ХИЛ. ЛВ.	37 582 ХИЛ. ЛВ.	38 946 ХИЛ. ЛВ.	48 522 ХИЛ. ЛВ.
Micro up to 9 employed	255	..	27 136 ХИЛ. ЛВ.	24 236 ХИЛ. ЛВ.	24 648 ХИЛ. ЛВ.	29 113 ХИЛ. ЛВ.
Small from 10 to 49
Medium from 50 to 249
Large over 250	-	-	-	-	-	-


Main economic indicators of non-financial enterprises for 2021 by groups of enterprises according to the persons employed in them in Mineralni bani Municipality

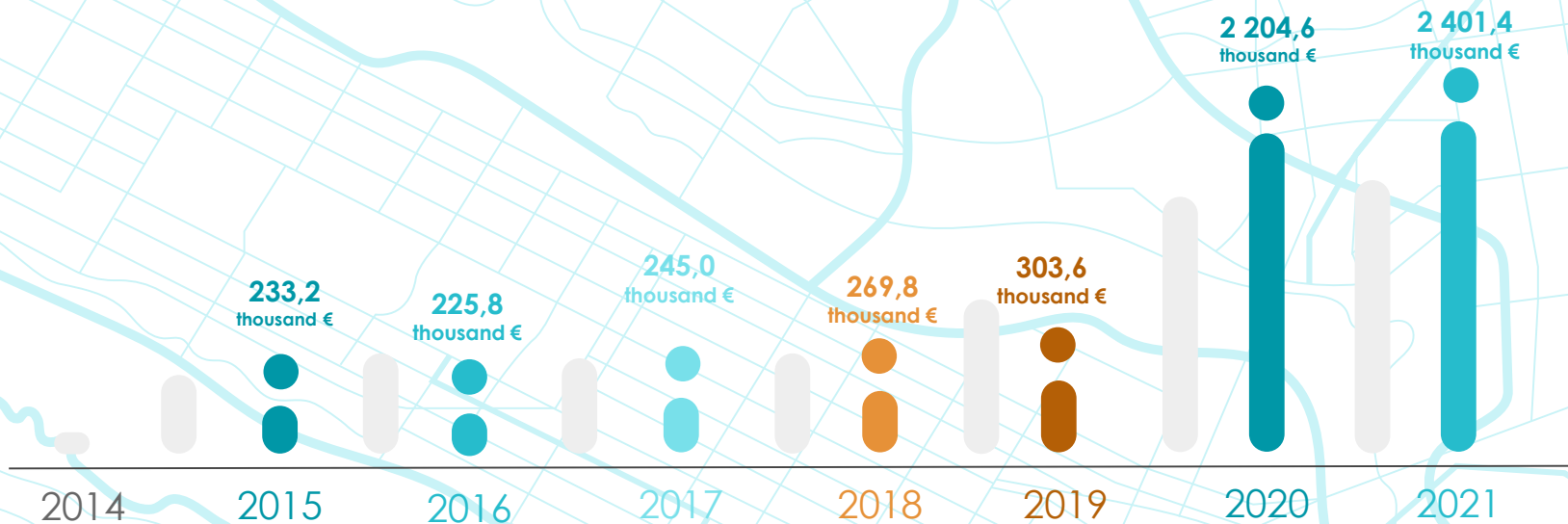
.. Confidential data

- No data

● 95% Micro up to 9 employed



Foreign direct investments from the non-financial sector in the period 2014-2021 for Mineralni bani municipality



Interreg



Greece-Bulgaria

GR-BG BUSINESS PASSPORT

European Regional Development Fund



Revenues of construction companies for 2018, 2019 and 2021

Mineralni bani Municipality



2018

4 685
thousand
BGN



2019

4 732
thousand
BGN



2021

4 349
thousand
BGN

Interreg Greece-Bulgaria



GR-BG BUSINESS PASSPORT

European Regional Development Fund

„This document is developed on the Project „Greek Bulgarian Business Partnership by Assistance, Services, Solutions to Promote Open Regions Team” with acronym „GR-BG BUSINESS PASSPORT“, funded by Cooperation Programme Interreg V-A “Greece-Bulgaria 2014-2020”, Subsidy contract № B6.3a.07/13.04.2021. The project is co-funded by the European Regional Development Fund (ERDF) and by national funds of the countries participating in Cooperation Programme Interreg V-A “Greece-Bulgaria 2014-2020”. The contents of this information are sole responsibility of RMA Maritza and can in no way be taken to reflect the views of the European Union, the participating countries the Managing Authority and the Joint Secretariat“

