



Interreg Greece-Bulgaria



EUROPEAN UNION

GR-BG BUSINESS PASSPORT

European Regional Development Fund

BUSINESS PASSPORT

SIMEONOVGRAD



Interreg Greece-Bulgaria



Simeonovgrad Municipality

GR-BG BUSINESS PASSPORT

European Regional Development Fund

At the beginning of 2022, the team of Regional Municipalities Association "Maritza" started the development of a Business Profile of Haskovo region as well as in 2023 its update. What the development should contain was a discussion for more than a month. And the reason for this was the lack of up-to-date information that would serve businesses in the region and beyond, for proper planning and definition of specific goals that would contribute to successful economic development in the region. By finding and summarizing the data in this Business Profile, we aim to show up-to-date information about the business climate, the local economy, the workforce, the fields of education and healthcare, etc. in Haskovo district by municipalities.

We hope this is useful for you and your business. We promise this is just the beginning. We are convinced that with joint efforts we can achieve good results, so please, if you have suggestions on how and with what to improve the current product, contact us via www.maritza.info

We are expecting you!

With wishes for fruitful cooperation,
The team of RMA "Maritza"



REGIONAL MUNICIPALITIES ASSOCIATION

MARITZA



Territory balance



agricultural



72,88%



forest



19,61%



settlements and other
urbanized areas



4,43%



water courses and
water areas



2,51%




for transport and
infrastructure



0,56%



for the extraction of
minerals



0,01%



Area, population density and settlements



Area

222,9
sq. km



Population
density

39,2
people/
sq. km



Settlements

9



Towns

1




Villages

8

**Simeonovgrad
Municipality**




Atmospheric pressure, temperature and air humidity in 2021




Atmospheric pressure

988,8
hPa




Air temperature:
Average

13,7
°C



Air temperature:
maximum absolute(02/08/2021)

42
°C



Air temperature:
minimum absolute (17/02/2021)

-13,6
°C



Relative air humidity - %

68
%

Meteorological station Haskovo



Precipitation in 2021, Haskovo Meteorological Station

Precipitation

annual amount

793

MM

Precipitation

Maximum
(27/01/2021)

45

MM

Number of
days with:
precipitation ≥ 0.1
mm

128

Number of
days with:
thunderstorms

25

Number of
days with:
fog

32

Number of
days with:
snow cover

16

Number of
days with:
cloudiness < 2

56

Number of
days with:
cloudiness > 8

108



Gender - age pyramid as of 31.12.2022

AGE

WOMEN

MEN



80+



60-79



40-59



20-39



0-19

-400

-300

-200

-100

0

100

200

300

400

people

80+

75 - 79

70 - 74

65 - 69

60 - 64

55 - 59

50 - 54

45 - 49

40 - 44

35 - 39

30 - 34

25 - 29

20 - 24

15 - 19

10 - 14

5 - 9

0 - 4



POPULATION UNDER, OF AND OVER WORKING AGE IN SIMEONOVGRAD MUNICIPALITY BY 2022

Over working age:
1 700 people



632 men



1 068 women

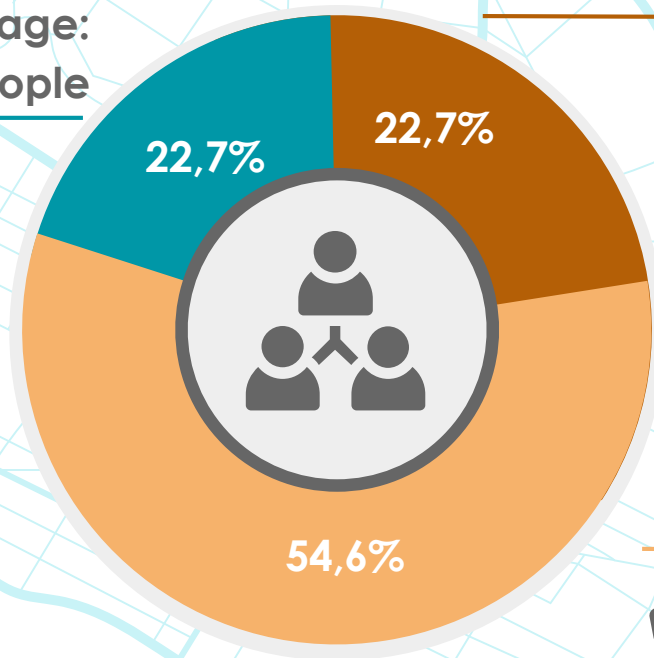
Under working age: 1 701 people



861 men



840 women



Of working age: 4 084
people



2 175 men



1 909 women



Natural population change in Simeonovgrad Municipality in 2022



Marriages
(number)

20



Divorces
(number)

12



Live births
(number)

78



Deaths
(number)

169




Deceased children
under 1
year of
age
(number)

0



Natural
increase
(number)

- 91



Coefficient of
natural
increase (%)

-12,16

Simeonovgrad
Municipality

Average list number of persons employed under a labor or service legal contract in 2021



Total	Agriculture, forestry and fisheries	Mining industry	Processing industry	Production and distribution of electric and heat energy and gaseous fuels	Water supply and sewerage services, waste management and recovery	Construction
56	37	-	23	-
Commerce; car and motorcycle repair	Transport, storage and post	Hotels and restaurants	Creation and distribution of information and creative products; telecommunications	Financial and insurance activities	Real estate operations	Professional activities and scientific research
76	..	10	-
Administrative and auxiliary activities	State government	Education	Human healthcare and social work	Culture, sport and entertainment	Other activities	
13	..	15	42	..	11	

.. Confidential data

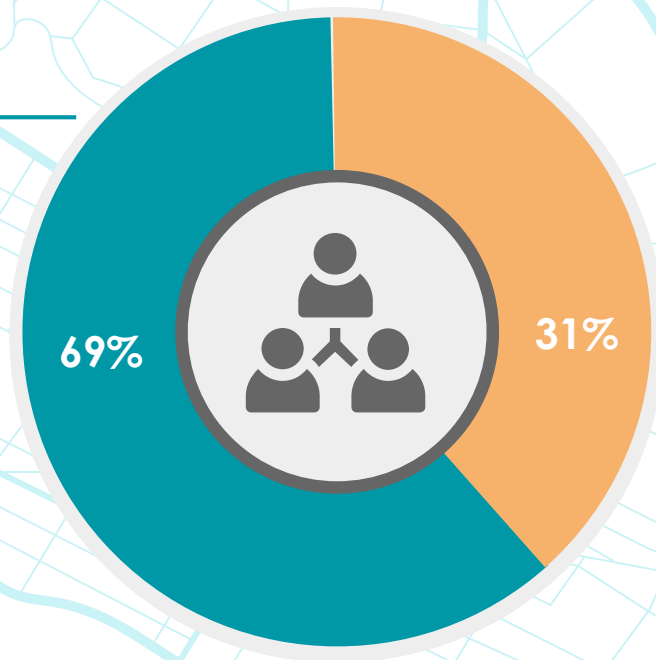
.. No data



Average list number of persons employed under a labor or service legal contract in 2021 in the public and private sectors

Public sector

388,
of which with the highest share –
39,95% employed in „Education“
sector



Private sector

176,
of which with the highest share –
43,18% employed in „Commerce;
car and motorcycle repair“ sector

Average gross annual salary of employed persons in employment or service legal contract in 2021



Total	Agriculture, forestry and fisheries	Mining industry	Processing industry	Production and distribution of electric and heat energy and gaseous fuels	Water supply and sewerage services, waste management and recovery	Construction
13 162	10 545	-	8 249	-
Commerce; car and motorcycle repair	Transport, storage and post	Hotels and restaurants	Creation and distribution of information and creative products; telecommunications	Financial and insurance activities	Real estate operations	Professional activities and scientific research
7 917	..	7 554	-
Administrative and auxiliary activities	State government	Education	Human healthcare and social work	Culture, sport and entertainment	Other activities	
9 035	..	19 172	14 693	..	11 286	



Highest and lowest annual salary of employed persons under employment or service legal contract in 2021

19 172
BGN

Highest average gross annual salary in Simeonovgrad municipality in 2021

Education

19 172
BGN

Highest average gross annual salary in the public sector in Simeonovgrad municipality in 2021

Education

10 545
BGN

Highest average gross annual salary in the private sector in Simeonovgrad municipality in 2021

Agriculture, forestry and fisheries

7 554
BGN

Lowest average gross annual salary in Simeonovgrad municipality in 2021

Hotels and restaurants

Kindergartens in Simeonovgrad Municipality in 2022/2023

2

Kindergartens
(number)

383

Places in
kindergartens
(number)

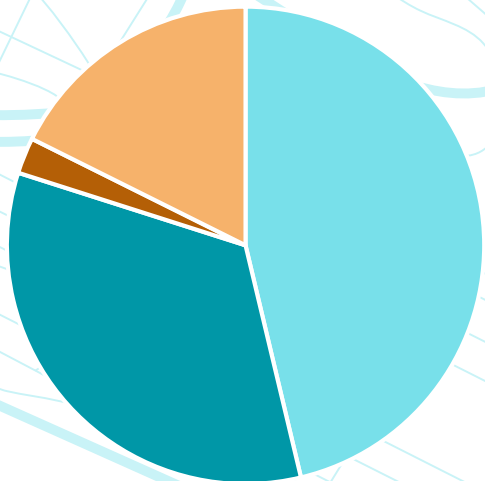
297 / 77,55%

Children in kindergartens in
Dimitrovgrad municipality
(number / % occupancy)






Education in Simeonovgrad Municipality in 2022/2023



46,27%	I - IV grade	341 (186 men, 155 women)
33,65%	V - VII grade	248 (109 men, 139 women)
2,44%	VIII - XII grade	18 (14 men, 4 women)
17,64%	Vocational high schools and classes for the acquisition of the II degree professional qualification	158 (94 men, 64 women)

Schools in Simeonovgrad Municipality in 2022/2023



General education schools

3

65	graduates of general education schools
65	graduates of secondary education in vocational schools
12	graduates of secondary education in general education schools



Treatment and health facilities in Simeonovgrad Municipality




Medical staff in:





Nursery in Simeonovgrad Municipality in 2022

Children in nursery



53,3% Girls

46,7% Boys



	Establishments	Places (capacity)	Occupancy
Nursery	1	30	100%

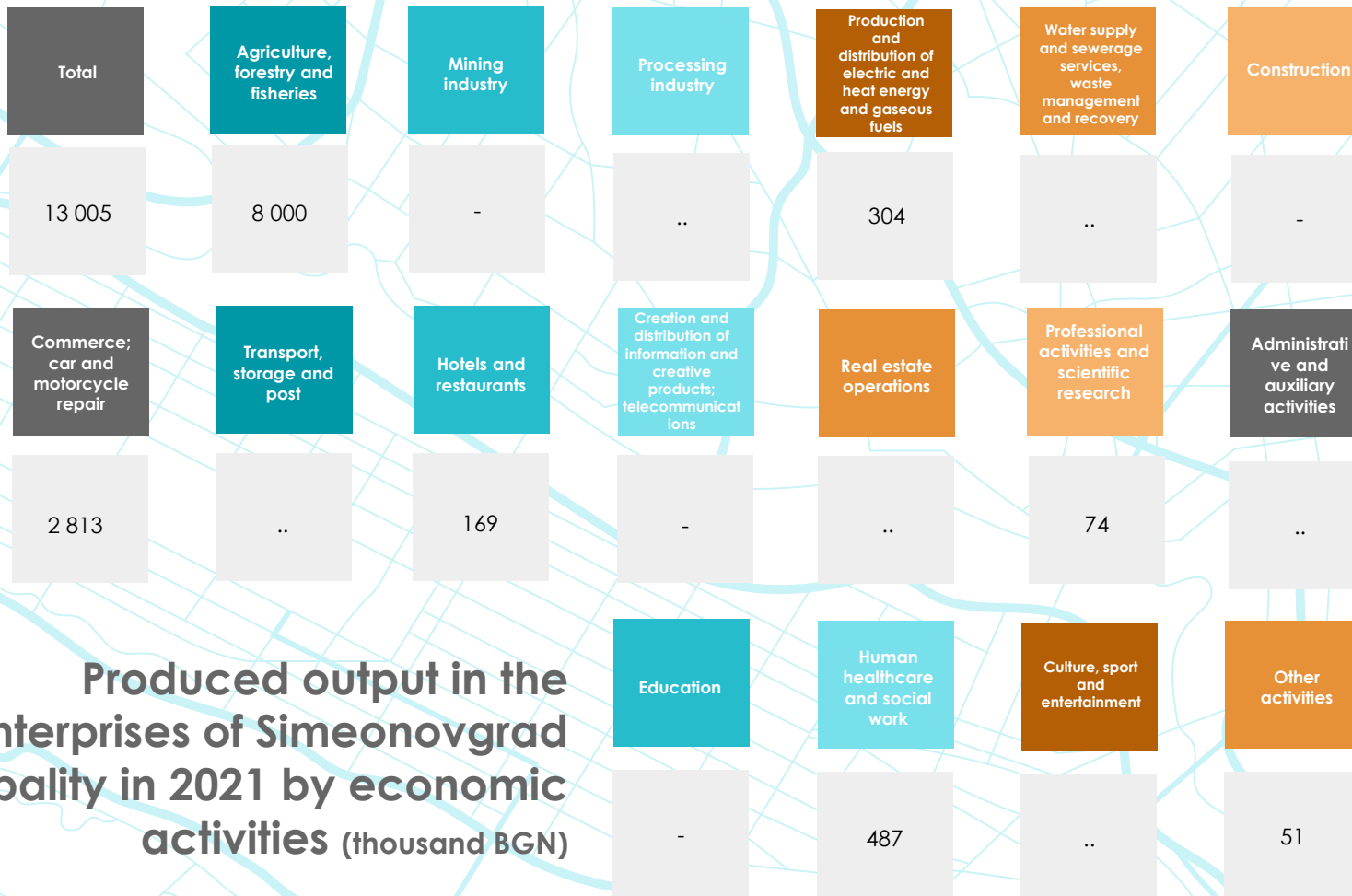


Enterprises in Simeonovgrad Municipality in 2021 by economic activities



.. Confidential data

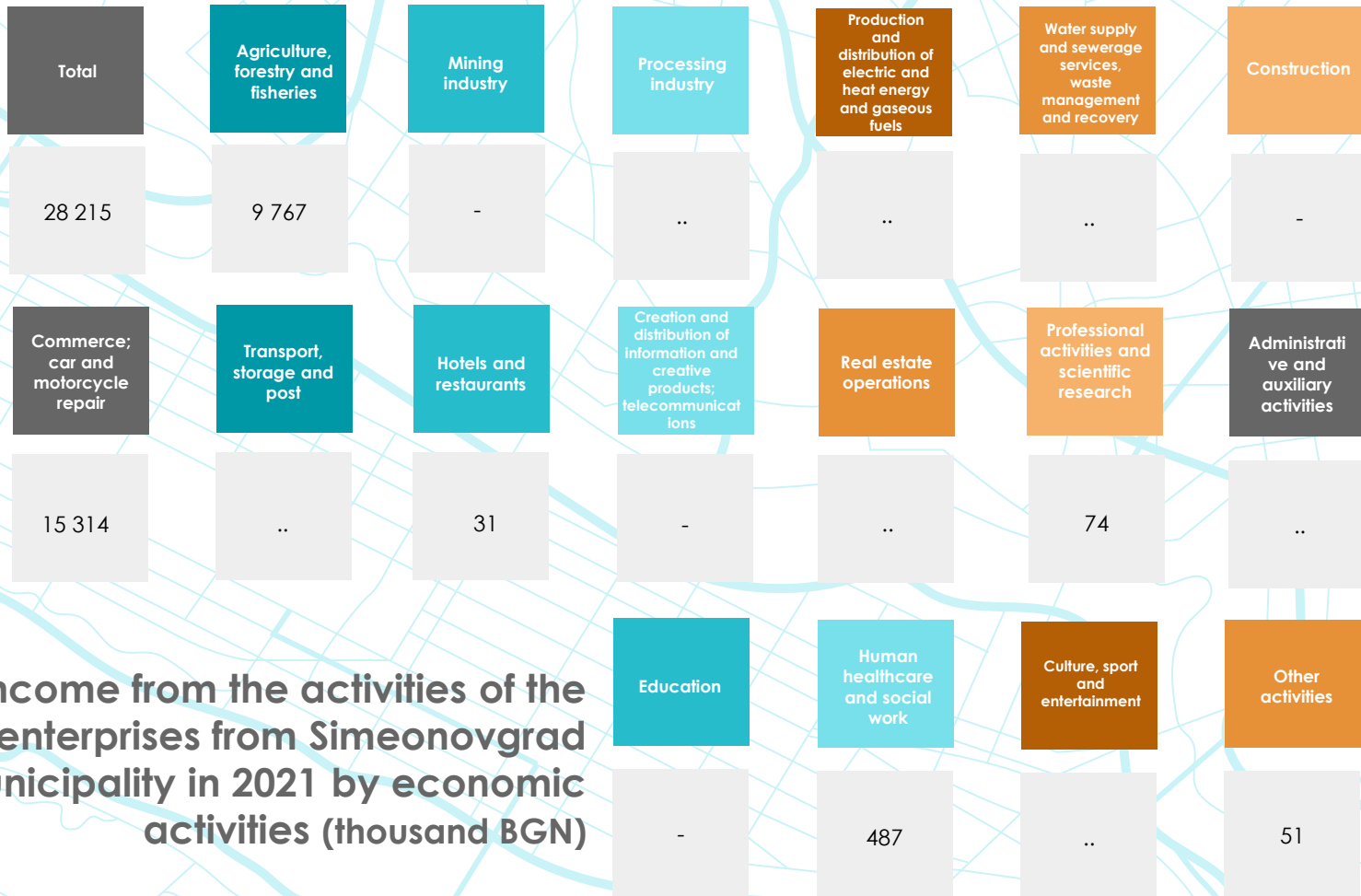
- No data




Produced output in the enterprises of Simeonovgrad municipality in 2021 by economic activities (thousand BGN)

.. Confidential data

.. No data



Income from the activities of the enterprises from Simeonovgrad Municipality in 2021 by economic activities (thousand BGN)



.. Confidential data

.. No data



Net sales revenue of enterprises from Simeonovgrad Municipality in 2021 by economic activities (thousand BGN)

Total	Agriculture, forestry and fisheries	Mining industry	Processing industry	Production and distribution of electric energy and heat energy and gaseous fuels	Water supply and sewerage services, waste management and recovery	Construction
25 030	7 343	-	-
Commerce; car and motorcycle repair	Transport, storage and post	Hotels and restaurants	Creation and distribution of information and creative products; telecommunications	Real estate operations	Professional activities and scientific research	Administrative and auxiliary activities
15 262	..	302	-	..	74	..
			Education	Human healthcare and social work	Culture, sport and entertainment	Other activities
			-	487	..	51

.. Confidential data

.. No data

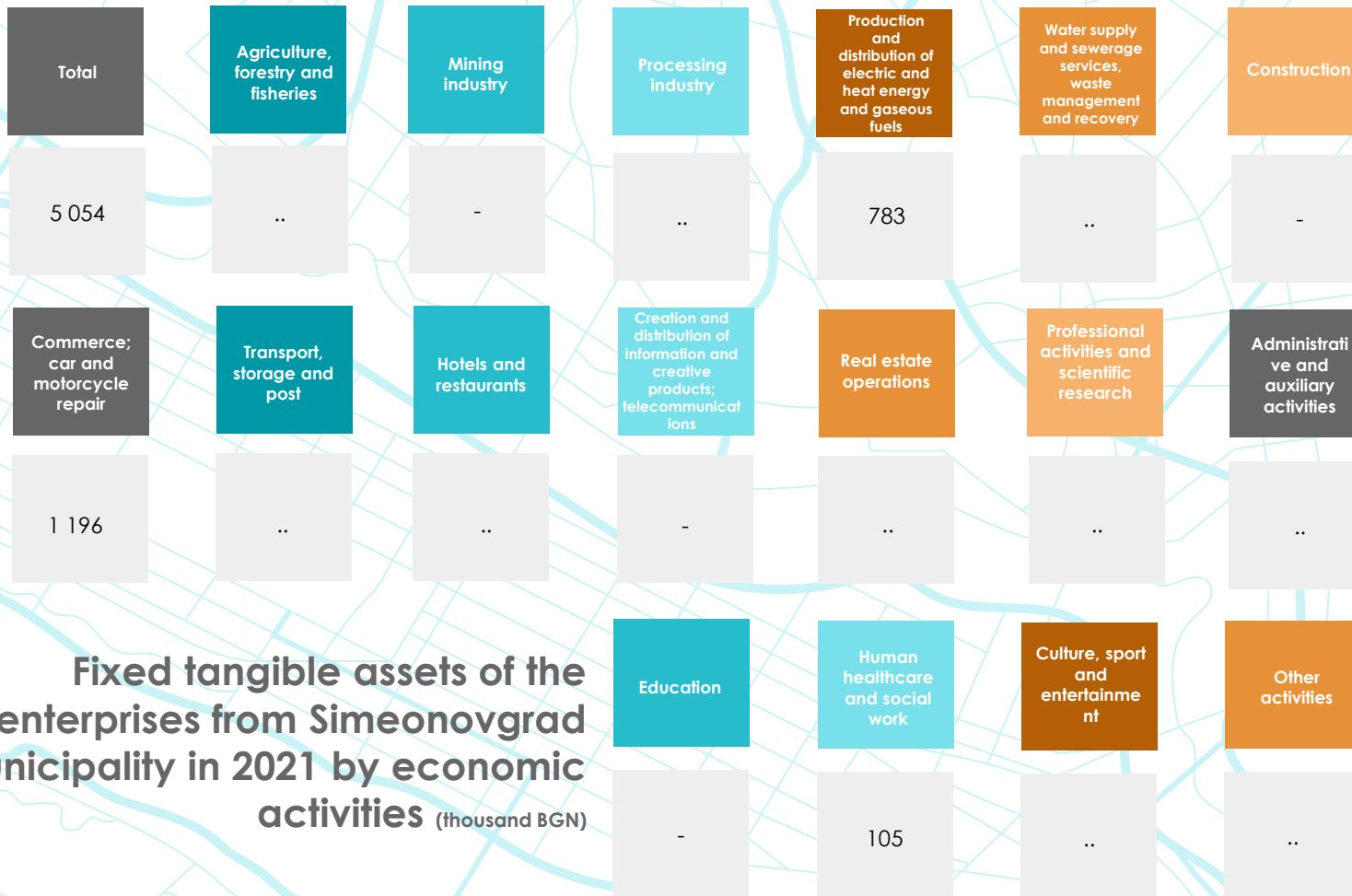
Total	Agriculture, forestry and fisheries	Mining industry	Processing industry	Production and distribution of electric energy and heat energy and gaseous fuels	Water supply and sewerage services, waste management and recovery	Construction
24 104	7 463	-	-
Commerce; car and motorcycle repair	Transport, storage and post	Hotels and restaurants	Creation and distribution of information and creative products; telecommunications	Real estate operations	Professional activities and scientific research	Administrative and auxiliary activities
14 304	..	283	-	..	62	..
			Education	Human healthcare and social work	Culture, sport and entertainment	Other activities
			-	138	..	27



Expenditures for the activities of the enterprises from Simeonovgrad Municipality in 2021 by economic activities (thousand BGN)

.. Confidential data

.. No data




Fixed tangible assets of the enterprises from Simeonovgrad municipality in 2021 by economic activities (thousand BGN)

.. Confidential data

-' No data

	Enterprises	Produced output	Operating income	Net sales revenue	Activity costs	Fixed tangible assets
Total	186	13 005 BGN thousand	28 215 BGN thousand	25 030 BGN thousand	24 104 BGN thousand	5 054 BGN thousand
Micro up to 9 employed	182	10 809 BGN thousand	20 959 BGN thousand	17 857 BGN thousand	17 005 BGN thousand	4 697 BGN thousand
Small from 10 to 49	4	2 196 BGN thousand	7 256 BGN thousand	7 173 BGN thousand	7 099 BGN thousand	357 BGN thousand
Medium from 50 to 249	-	-	-	-	-	-
Large over 250	-	-	-	-	-	-


Main economic indicators of non-financial enterprises for 2021 by groups of enterprises according to the persons employed in them in Simeonovgrad Municipality

Interreg Greece-Bulgaria



GR-BG BUSINESS PASSPORT

European Regional Development Fund

„This document is developed on the Project „Greek Bulgarian Business Partnership by Assistance, Services, Solutions to Promote Open Regions Team” with acronym „GR-BG BUSINESS PASSPORT“, funded by Cooperation Programme Interreg V-A “Greece-Bulgaria 2014-2020”, Subsidy contract № B6.3a.07/13.04.2021. The project is co-funded by the European Regional Development Fund (ERDF) and by national funds of the countries participating in Cooperation Programme Interreg V-A “Greece-Bulgaria 2014-2020”. The contents of this information are sole responsibility of RMA Maritza and can in no way be taken to reflect the views of the European Union, the participating countries the Managing Authority and the Joint Secretariat“

