



# Interreg Greece-Bulgaria



GR-BG BUSINESS PASSPORT

European Regional Development Fund

## BUSINESS PASSPORT STAMBOLOVO



# Interreg Greece-Bulgaria



## GR-BG BUSINESS PASSPORT

European Regional Development Fund

At the beginning of 2022, the team of Regional Municipalities Association "Maritza" started the development of a Business Profile of Haskovo region as well as in 2023 its update. What the development should contain was a discussion for more than a month. And the reason for this was the lack of up-to-date information that would serve businesses in the region and beyond, for proper planning and definition of specific goals that would contribute to successful economic development in the region. By finding and summarizing the data in this Business Profile, we aim to show up-to-date information about the business climate, the local economy, the workforce, the fields of education and healthcare, etc. in Haskovo region by municipalities.

We hope this is useful for you and your business. We promise this is just the beginning. We are convinced that with joint efforts we can achieve good results, so please, if you have suggestions on how and with what to improve the current product, contact us via [www.maritza.info](http://www.maritza.info)

We are expecting you!

With wishes for fruitful cooperation,  
The team of RMA "Maritza"

# Stambolovo Municipality



REGIONAL MUNICIPALITIES ASSOCIATION

# MARITZA



## Territory balance




agricultural



51,48%




forest



43,00%



settlements and other  
urbanized areas



3,49%




water courses and  
water areas



1,47%




for transport and  
infrastructure



0,56%



for the extraction of  
minerals



0,00%  
(1 decare)



## Area, population density and settlements



Area

276,7  
sq. km



Population  
density

23,1  
people/  
sq. km



Settlements

26



Towns

-




Villages

26

**Stambolovo  
Municipality**




# Atmospheric pressure, temperature and air humidity in 2021




Atmospheric pressure

988,8  
hPa




Air temperature:  
Average

13,7  
°C



Air temperature:  
maximum absolute(02/08/2021)

42  
°C



Air temperature:  
minimum absolute (17/02/2021)

-13,6  
°C



Relative air humidity - %

68  
%

**Meteorological station Haskovo**



## Precipitation in 2021, Haskovo Meteorological Station

Precipitation

annual amount

793

MM

Precipitation

Maximum  
(27/01/2021)

45

MM

Number of  
days with:  
precipitation  $\geq 0.1$   
mm

128

Number of  
days with:  
thunderstorms

25

Number of  
days with:  
fog

32

Number of  
days with:  
snow cover

16

Number of  
days with:  
cloudiness  $< 2$

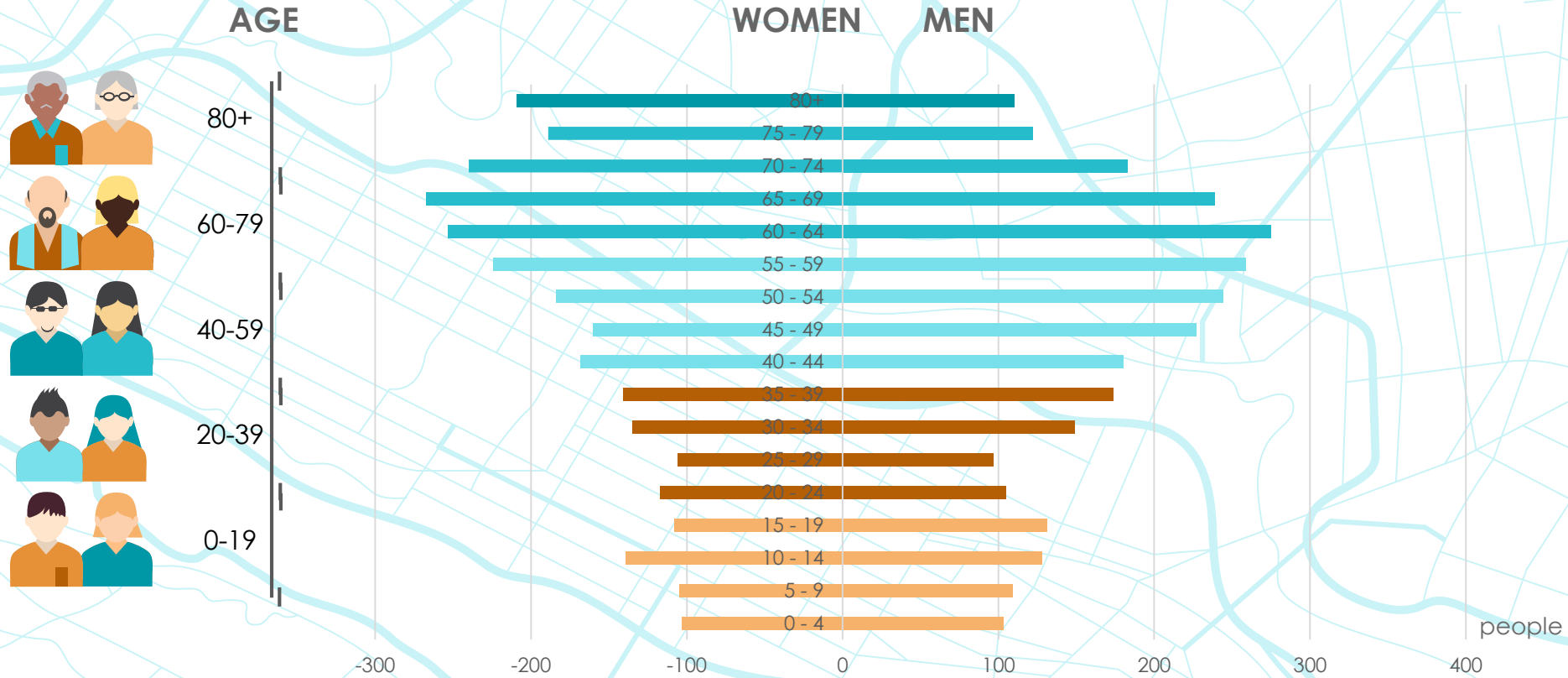
56

Number of  
days with:  
cloudiness  $> 8$

108



# Gender - age pyramid as of 31.12.2022





# POPULATION UNDER, OF AND OVER WORKING AGE IN STAMBOLOVO MUNICIPALITY BY 2022

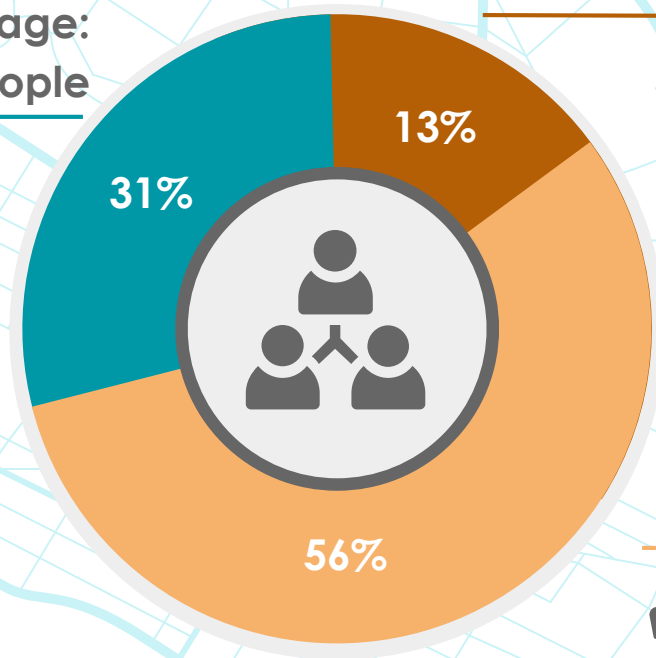
Over working age:  
1 759 people



693 men



1 066 women



Under working age: 744 people



376 men



368 women

Of working age: 3 180  
people



1 766 men



1 414 women





# Natural population change in Stambolovo Municipality in 2022



Marriages  
(number)

28



Divorces  
(number)

5



Live births  
(number)

45



Deaths  
(number)

133



Deceased children  
under 1  
year of  
age  
(number)

0



Natural  
increase  
(number)

- 88



Coefficient of  
natural  
increase (%)

-15,48

Stambolovo  
Municipality

# Average list number of persons employed under a labor or service legal contract in 2021



Total	Agriculture, forestry and fisheries	Mining industry	Processing industry	Production and distribution of electric and heat energy and gaseous fuels	Water supply and sewerage services, waste management and recovery	Construction
555	128	-	59	2	..	..
Commerce; car and motorcycle repair	Transport, storage and post	Hotels and restaurants	Creation and distribution of information and creative products; telecommunications	Financial and insurance activities	Real estate operations	Professional activities and scientific research
48	9	3	..	-	..	..
Administrative and auxiliary activities	State government	Education	Human healthcare and social work	Culture, sport and entertainment	Other activities	
..	..	110	9	-	14	

.. Confidential data

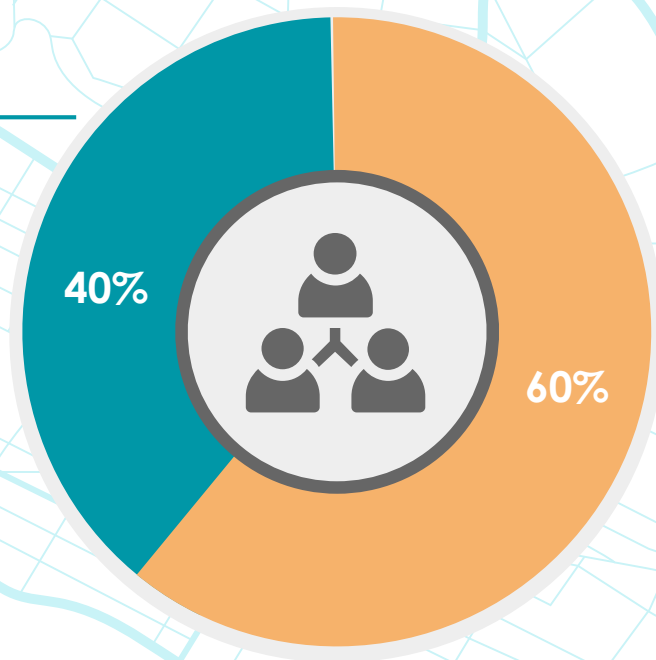
.. No data



# Average list number of persons employed under a labor or service legal contract in 2021 in the public and private sectors

## Public sector

222,  
of which with the highest share –  
49,5 % employed in „Education“



## Private sector

333,  
of which with the highest share –  
38,4 % employed in „Agriculture,  
forestry and fisheries“ sector

# Average gross annual salary of employed persons in employment or service legal contract in 2021



Total	Agriculture, forestry and fisheries	Mining industry	Processing industry	Production and distribution of electric and heat energy and gaseous fuels	Water supply and sewerage services, waste management and recovery	Construction
11 373	9 981	-	10 927	37 796	..	..
Commerce; car and motorcycle repair	Transport, storage and post	Hotels and restaurants	Creation and distribution of information and creative products; telecommunications	Financial and insurance activities	Real estate operations	Real estate operations
7 991	7 446	5 214	..	-	..	..
Administrative and auxiliary activities	State government	Education	Human healthcare and social work	Culture, sport and entertainment	Other activities	
..	..	18 146	8 972	-	13 890	

.. Confidential data

.. No data



# Highest and lowest annual salary of employed persons under employment or service legal contract in 2021

37 796  
BGN

Highest average gross annual salary in Stambolovo Municipality 2021

Production and distribution of electric and heat energy and gaseous fuels

18 146  
BGN

Highest average gross annual salary in the public sector in Stambolovo Municipality 2021

Education

37 796  
BGN

Highest average gross annual salary in the private sector in Stambolovo Municipality 2021

Production and distribution of electric and heat energy and gaseous fuels

5 214  
BGN

Lowest average gross annual salary in Stambolovo Municipality 2021

Hotels and restaurants

# Kindergartens in Stambolovo Municipality in 2022/2023

1

Kindergartens  
(number)

126

Places in  
kindergartens  
(number)

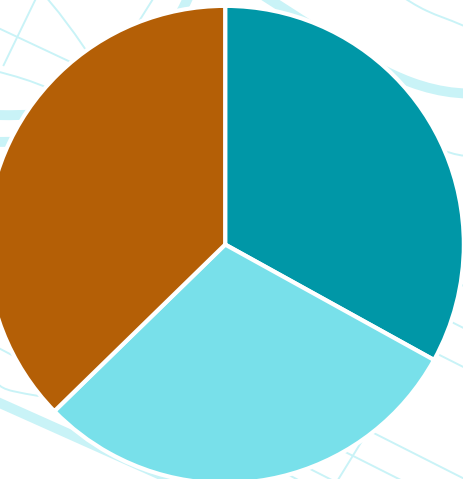
107 / 84,9%

Children in kindergartens  
in Stambolovo municipality  
(number / % occupancy)





# Education in Stambolovo Municipality in 2022/2023



33,03	I - IV grade	147 (83 men, 64 women)
29,66	V - VII grade	132 (62 men, 70 women)
37,30	Проф. гимназии и паралелки за придоб. на II ст. проф. квалиф.	166 (84 men, 82 women)

## Schools in Stambolovo Municipality in 2022/2023

General education schools

4

100%

66

graduates of secondary education in general education schools

14

graduates of vocational high schools and classes (II degree professional qualification)



## Treatment and health facilities in Stambolovo Municipality

Treatment facilities for hospital care

Treatment facilities for hospital care

-  
0  
beds



## Medical staff in :

Stambolovo Municipality

Doctors

2

Dentists

1

Health Care  
Medical  
Specialists

5

People per  
one doctor

2842

People per  
one dentist

5683



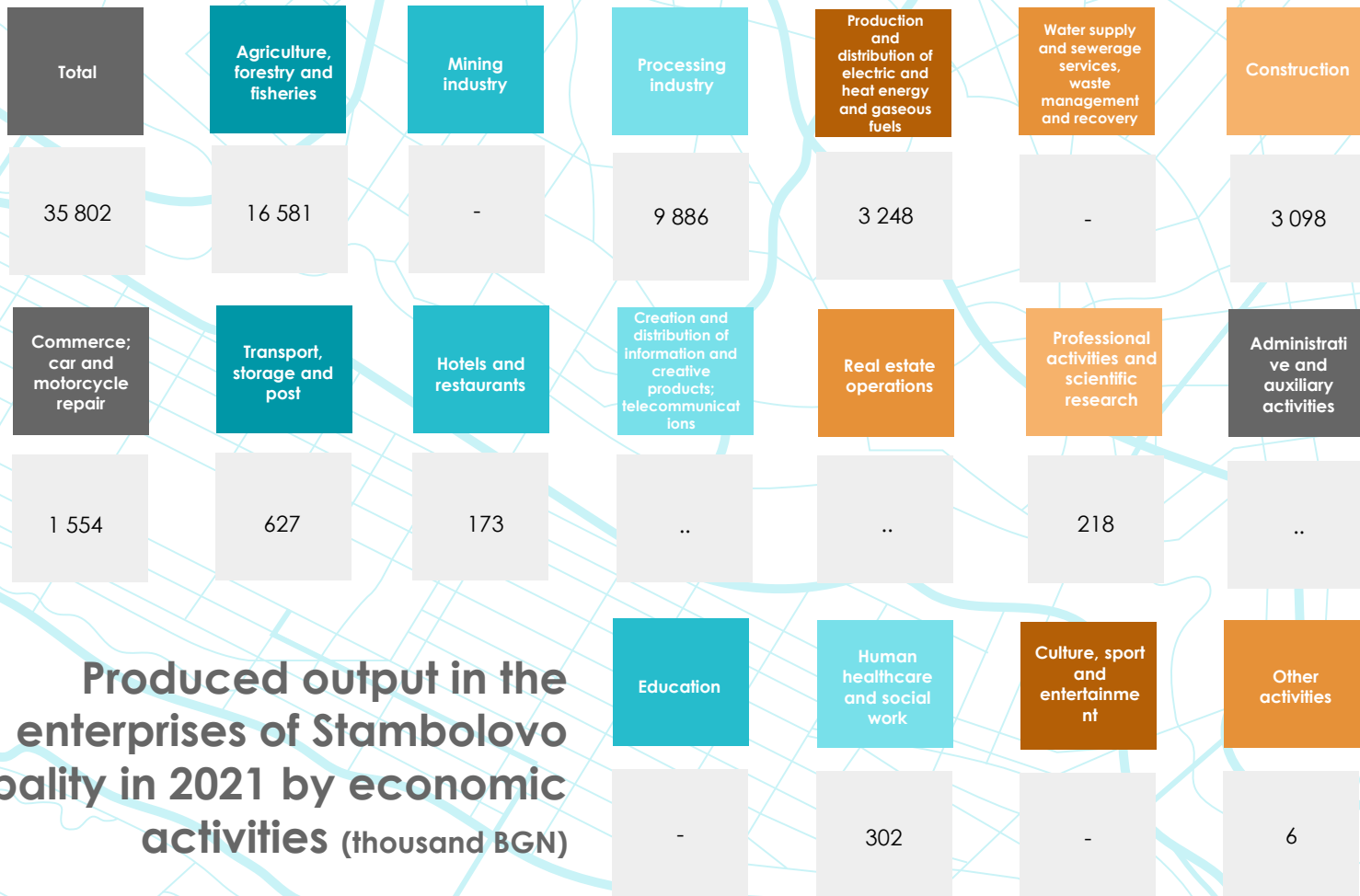



## Enterprises in Stribolovo Municipality in 2021 by economic activities



.. Confidential data

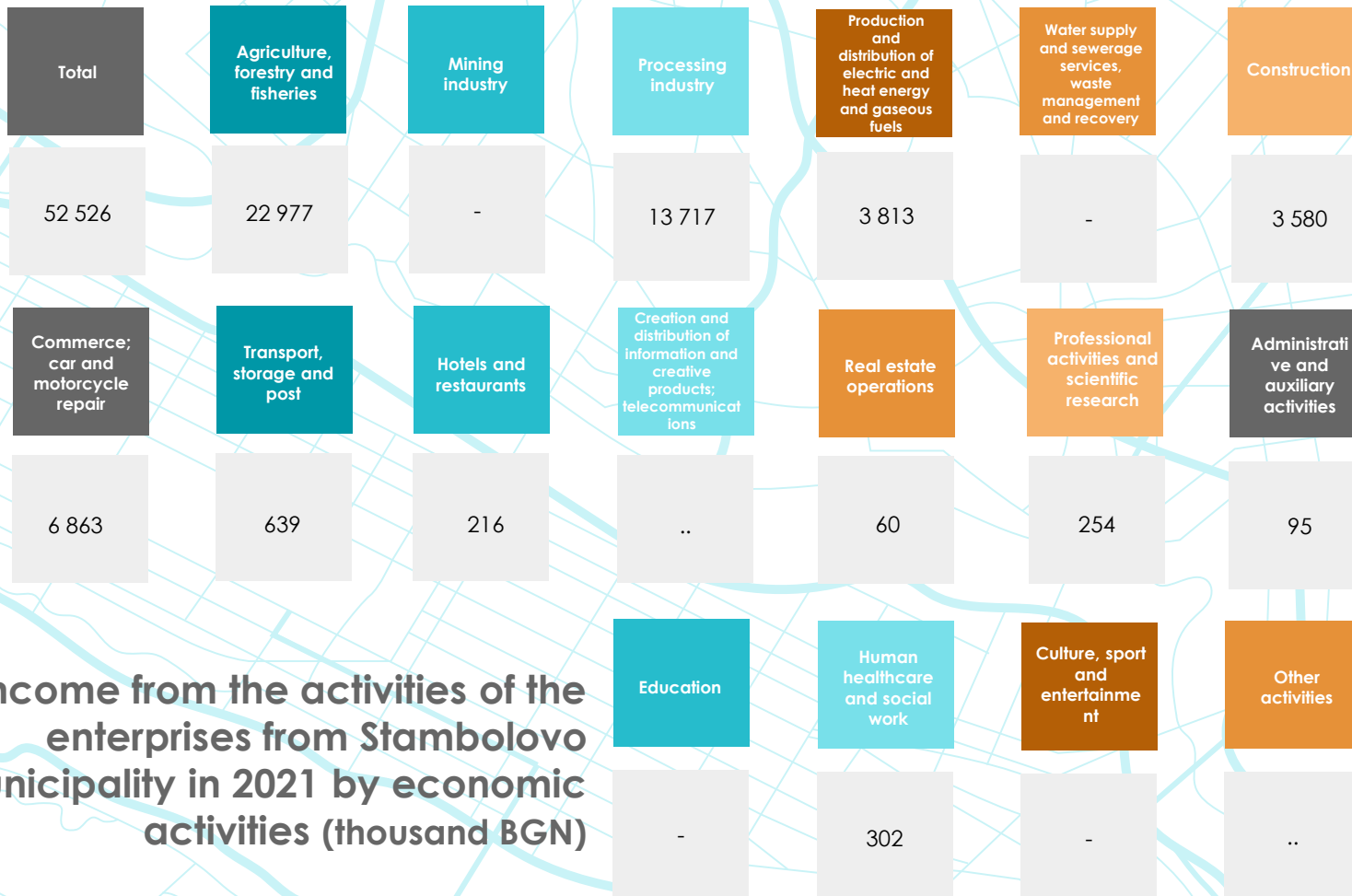
.. No data




**Produced output in the enterprises of Stambolovo Municipality in 2021 by economic activities (thousand BGN)**

.. Confidential data

.. No data



**Income from the activities of the enterprises from Stambolovo Municipality in 2021 by economic activities (thousand BGN)**



.. Confidential data

.. No data

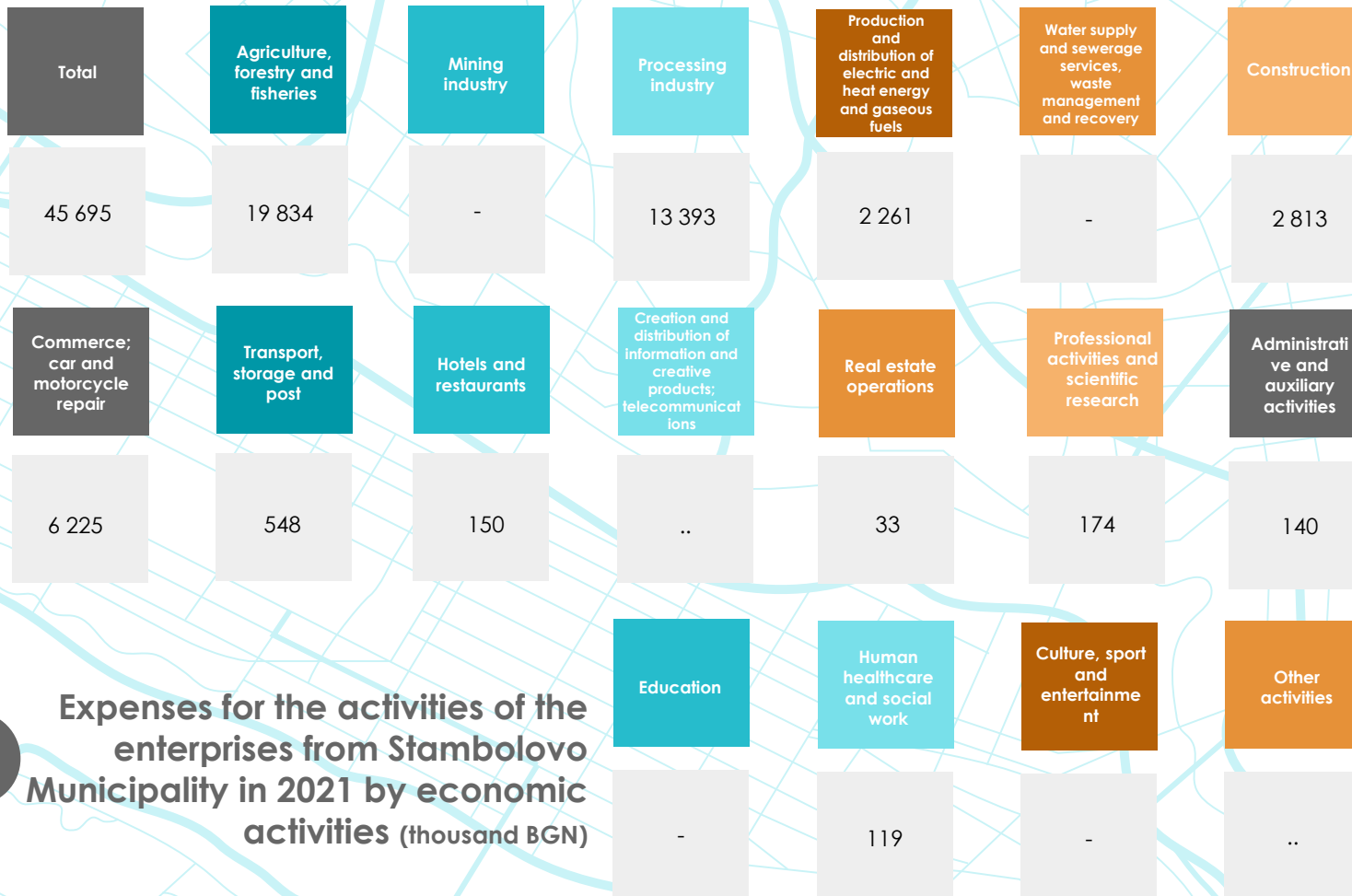


## Net revenue from sales of enterprises from Stambolovo Municipality in 2021 by economic activities (thousand BGN)

Total	Agriculture, forestry and fisheries	Mining industry	Processing industry	Production and distribution of electric energy and heat energy and gaseous fuels	Water supply and sewerage services, waste management and recovery	Construction
42 207	16 187	-	11 609	3 248	-	3 012
Commerce; car and motorcycle repair	Transport, storage and post	Hotels and restaurants	Creation and distribution of information and creative products; telecommunications	Real estate operations	Professional activities and scientific research	Administrative and auxiliary activities
6 712	627	181	..	..	218	..
			Education	Human healthcare and social work	Culture, sport and entertainment	Other activities
			-	302	-	6

.. Confidential data

.. No data

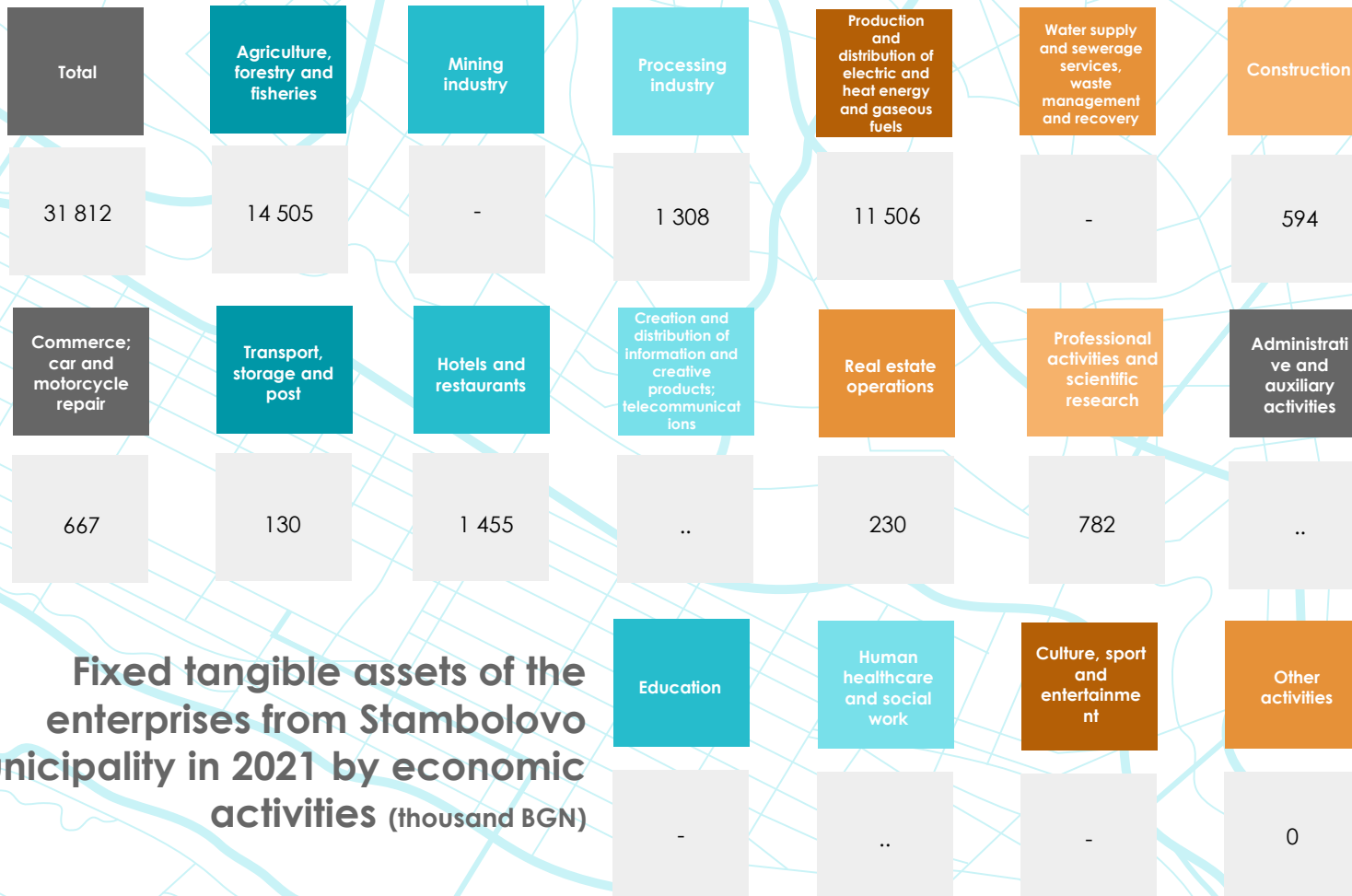


**Expenses for the activities of the enterprises from Stambolovo Municipality in 2021 by economic activities (thousand BGN)**



.. Confidential data

.. No data



**Fixed tangible assets of the enterprises from Stambolovo Municipality in 2021 by economic activities (thousand BGN)**

.. Confidential data

.. No data

# Interreg Greece-Bulgaria



## GR-BG BUSINESS PASSPORT

European Regional Development Fund

„This document is developed on the Project „Greek Bulgarian Business Partnership by Assistance, Services, Solutions to Promote Open Regions Team” with acronym „GR-BG BUSINESS PASSPORT“, funded by Cooperation Programme Interreg V-A “Greece-Bulgaria 2014-2020”, Subsidy contract № B6.3a.07/13.04.2021. The project is co-funded by the European Regional Development Fund (ERDF) and by national funds of the countries participating in Cooperation Programme Interreg V-A “Greece-Bulgaria 2014-2020”. The contents of this information are sole responsibility of RMA Maritza and can in no way be taken to reflect the views of the European Union, the participating countries the Managing Authority and the Joint Secretariat“

