



Interreg Greece-Bulgaria



EUROPEAN UNION

GR-BG BUSINESS PASSPORT

European Regional Development Fund

BUSINESS PASSPORT



SVILENGRAD

Interreg Greece-Bulgaria



GR-BG BUSINESS PASSPORT

European Regional Development Fund

At the beginning of 2022, the team of Regional Municipalities Association "Maritza" started the development of a Business Profile of Haskovo region as well as in 2023 its update. What the development should contain was a discussion for more than a month. And the reason for this was the lack of up-to-date information that would serve businesses in the region and beyond, for proper planning and definition of specific goals that would contribute to successful economic development in the region. By finding and summarizing the data in this Business Profile, we aim to show up-to-date information about the business climate, the local economy, the workforce, the fields of education and healthcare, etc. in Haskovo region by municipalities.

We hope this is useful for you and your business. We promise this is just the beginning. We are convinced that with joint efforts we can achieve good results, so please, if you have suggestions on how and with what to improve the current product, contact us via www.maritza.info

We are expecting you!

With wishes for fruitful cooperation,
The team of RMA "Maritza"

Svilengrad Municipality



REGIONAL MUNICIPALITIES ASSOCIATION

MARITZA



Territory balance




agricultural



75,46%




forest



18,10%




settlements and other
urbanized areas



3,26%




water courses and
water areas



2,52%




for transport and
infrastructure



0,64%



for the extraction of
minerals



0,02%




Area, population density and settlements



Area

700,3
sq. km



Population
density

29,8
people/
sq. km



Settlements

24



Towns

1



Villages

23

**Svilengrad
Municipality**




Atmospheric pressure, temperature and air humidity in 2021




Atmospheric pressure

988,8
hPa



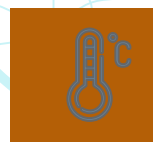
Air temperature:
Average

13,7
°C



Air temperature:
maximum absolute(02/08/2021)

42
°C



Air temperature:
minimum absolute (17/02/2021)

-13,6
°C



Relative air humidity - %

68
%

Meteorological station Haskovo



Precipitation in 2021, Haskovo Meteorological Station

Precipitation

annual amount

793

MM

Precipitation

Maximum
(27/01/2021)

45

MM

Number of
days with:
precipitation ≥ 0.1
mm

128

Number of
days with:
thunderstorms

25

Number of
days with:
fog

32

Number of
days with:
snow cover

16

Number of
days with:
cloudiness < 2

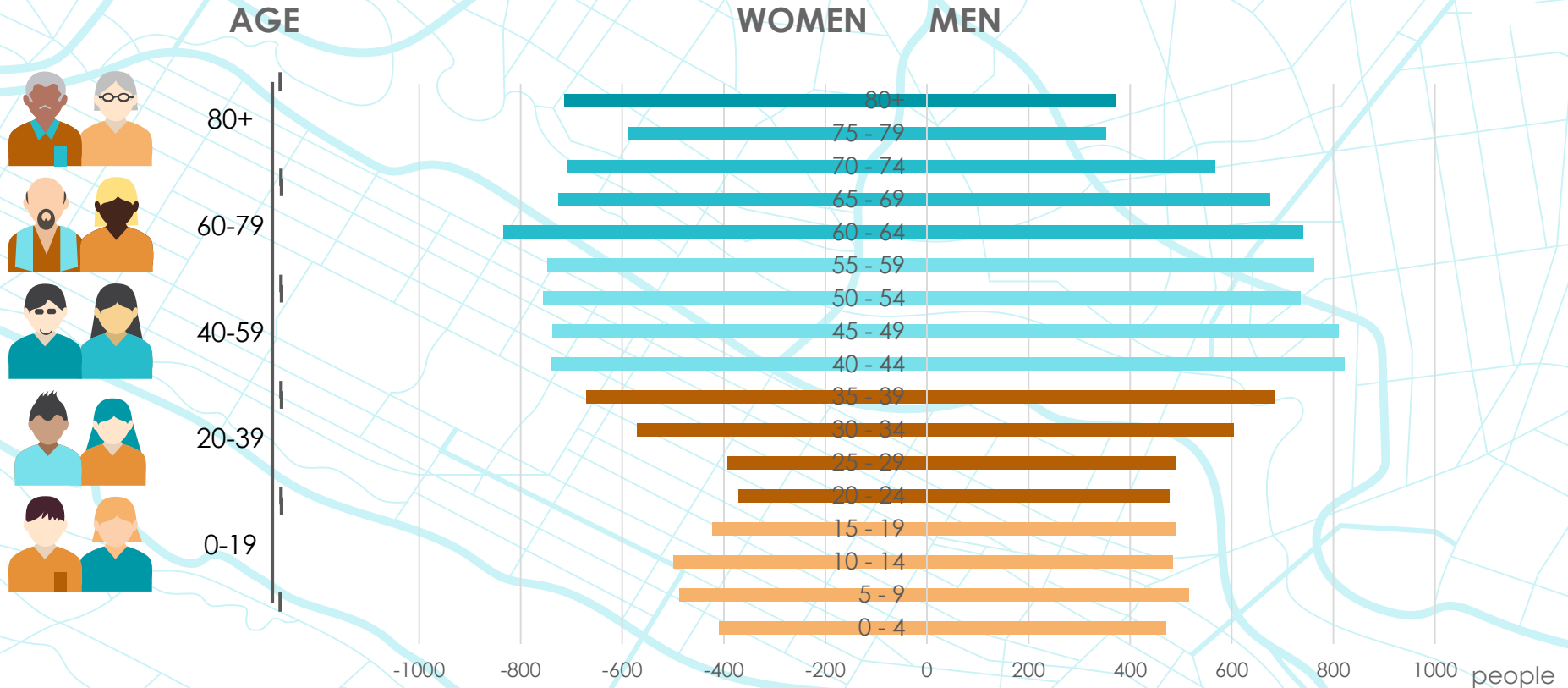
56

Number of
days with:
cloudiness > 8

108



Gender - age pyramid as of 31.12.2022



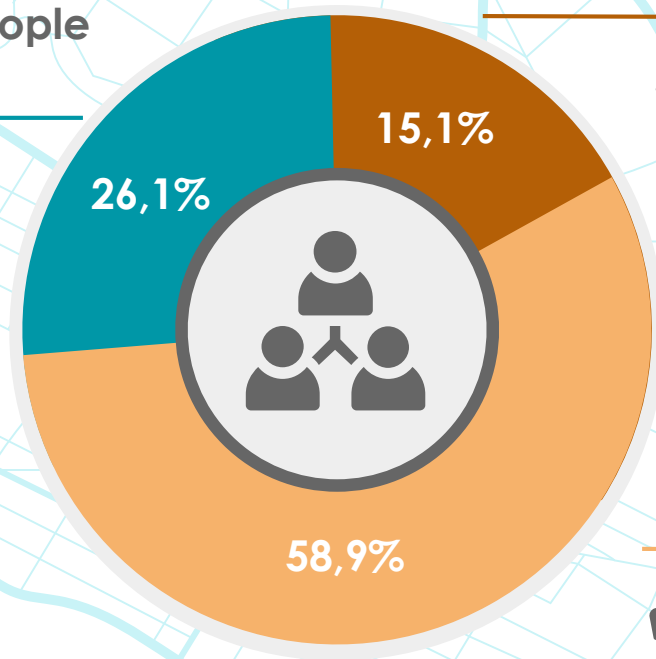


POPULATION UNDER, OF AND OVER WORKING AGE IN SVILENGRAD MUNICIPALITY BY 2022

Over working age: 5 325 people

2 046 men
3 279 women

3 864 people in towns



Under working age: 3 076 people

1 583 men
1 493 women

2 625 people in towns

Of working age: 12 022 people

6 423 men
5 599 women

10 094 people in towns



Natural population change in Svilengrad Municipality in 2022



Marriages
(number)

64



Divorces
(number)

29



Live births
(number)

150



Deaths
(number)

393




Deceased children
under 1
year of
age
(number)

1



Natural
increase
(number)

- 243



Coefficient of
natural
increase (%)

-11,90

**Svilengrad
Municipality**

Average list number of persons employed under a labor or service legal contract in 2021

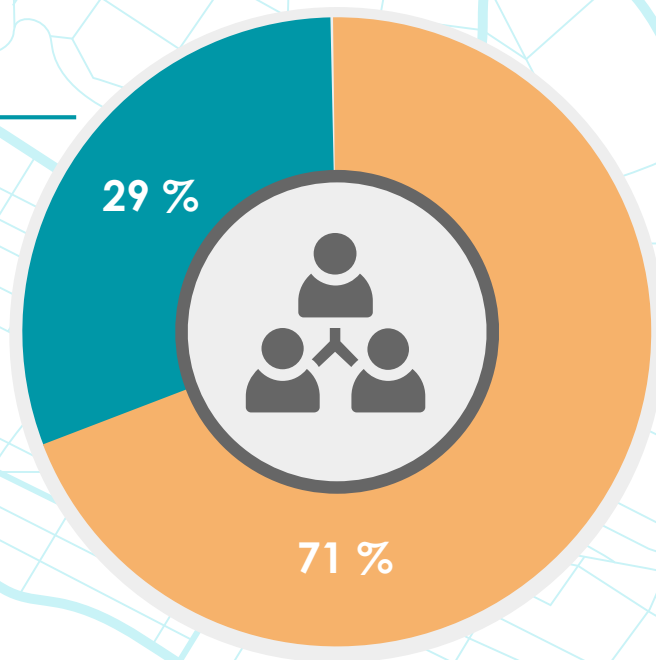




Average list number of persons employed under a labor or service legal contract in 2021 in the public and private sectors

Public sector

1 560,
of which with the highest share –
31,41 % employed in „Human
healthcare and social work“ sector



Private sector

3 733,
of which with the highest share –
18,91 % employed in „Transport,
storage and post“ sector

Average gross annual salary of employed persons in employment or service legal contract in 2021



Total	Agriculture, forestry and fisheries	Mining industry	Processing industry	Production and distribution of electric and heat energy and gaseous fuels	Water supply and sewerage services, waste management and recovery	Construction
12 034	10 767	-	12 821	19 928	10 737	9 386
Commerce; car and motorcycle repair	Transport, storage and post	Hotels and restaurants	Creation and distribution of information and creative products; telecommunications	Financial and insurance activities	Real estate operations	Professional activities and scientific research
8 562	9 194	9 041	14 893	9 698	15 818	9 884
Administrative and auxiliary activities	State government	Education	Human healthcare and social work	Culture, sport and entertainment	Other activities	
8 293	16 087	18 877	19 827	9 824	7 835	



Highest and lowest annual salary of employed persons under employment or service legal contract in 2021

19 928
BGN

Highest
average gross
annual salary in
Svilengrad
Municipality in
2021

Production and distribution of electric
and heat energy and gaseous fuels

20 333
BGN

Highest average
gross annual
salary in the
public sector in
Svilengrad
Municipality in
2021

Human healthcare and social
work

19 928
BGN

Highest average
gross annual
salary in the
private sector in
Svilengrad
Municipality in
2021

Production and distribution of electric
and heat energy and gaseous fuels

7 835
BGN

Lowest
average gross
annual salary in
Svilengrad
Municipality in
2021

Other activities

Kindergartens in Svilengrad Municipality in 2022/2023

5

Kindergartens
(number)

836

Places in
kindergartens
(number)

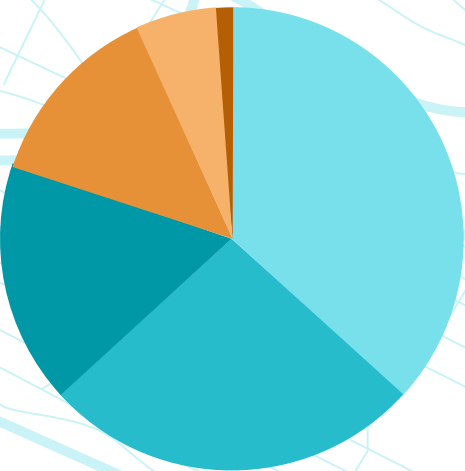
730 / 87,3%

Children in kindergartens in
Svilengrad municipality
(number / % occupancy)





Education in Svilengrad Municipality in 2022/2023



36,30% I - IV grade 782 (406 men, 376 women)

27,72% V - VII grade 597 (293 men, 304 women)

15,41% VIII - XII grade 332 (153 men, 179 women)

16,34% Vocational high schools and classes for the acquisition of the III degree professional qualification 352 (198 men, 154 women)

3,85% Vocational high schools and classes for the acquisition of the II degree professional qualification 83 (45 men, 38 women)

0,37% Vocational classes for the acquisition of I degree professional qualification 8 (6 men, 2 women)

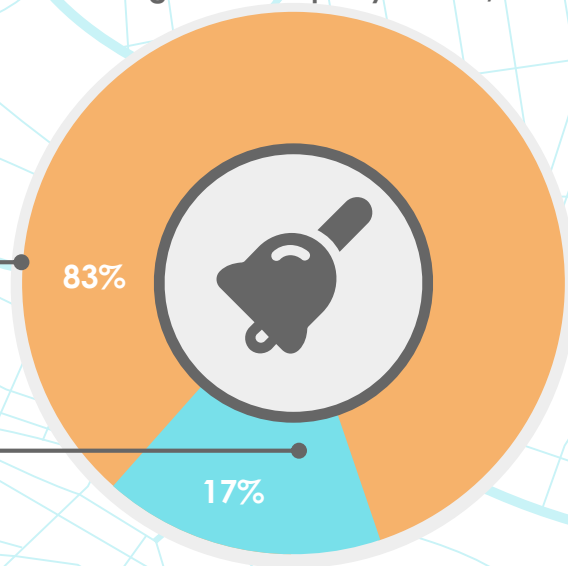
Schools in Svilengrad Municipality in 2022/2023

General education schools

5

Vocational high schools

1



286 graduates of general education schools

55 graduates of secondary education in vocational schools

51 graduates of secondary education in general education schools



Treatment and health facilities in Svilengrad Municipality

Treatment facilities for hospital care

Multi-profile hospitals

1
153
ΛΕΓΓΑ



Treatment facilities for outpatient care

Medical centers

1

Independent medical-diagnostic and medical-technical laboratories

4



Medical staff in:

Doctors

55

Dentists

19

Health Care Medical Specialists

100

People per one doctor

371

People per one dentist


1075

Svilengrad Municipality



Nursery in Svilengrad Municipality in 2022

Children in nursery

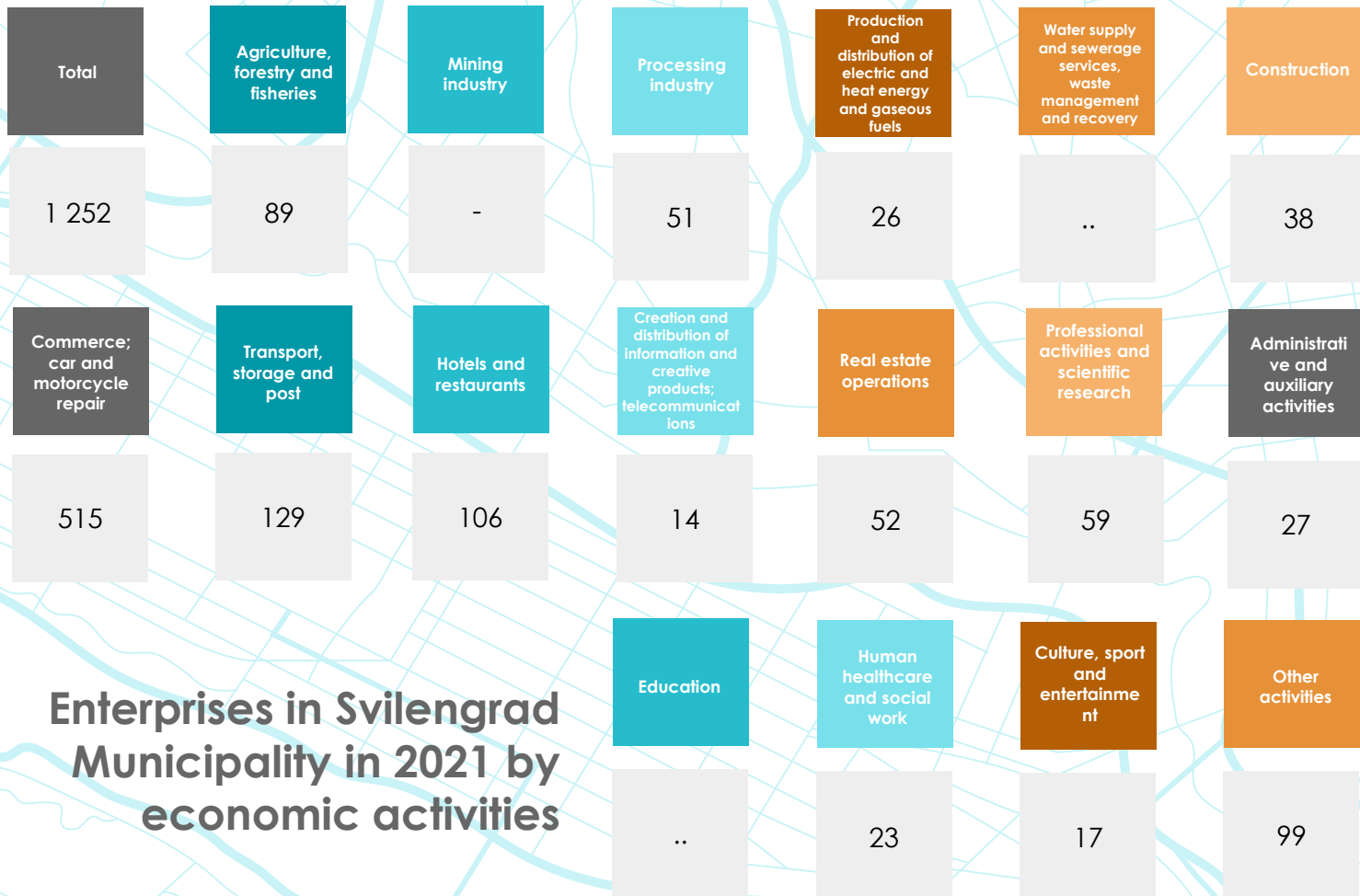


48,3% Girls

51,7% Boys



	Establishments	Places (capacity)	Occupancy
Nursery	1	96	90,63%

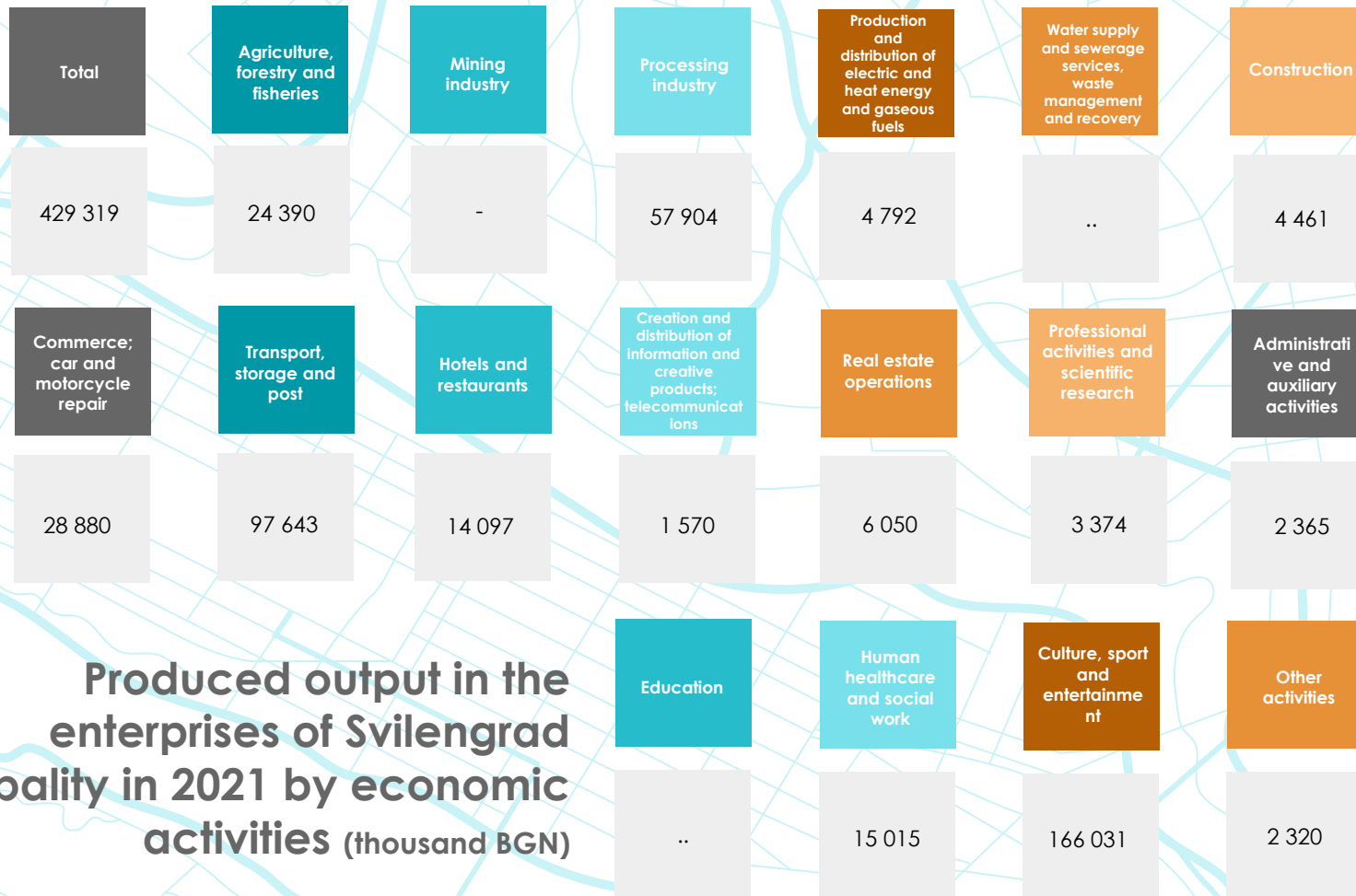



Enterprises in Svilengrad Municipality in 2021 by economic activities



.. Confidential data

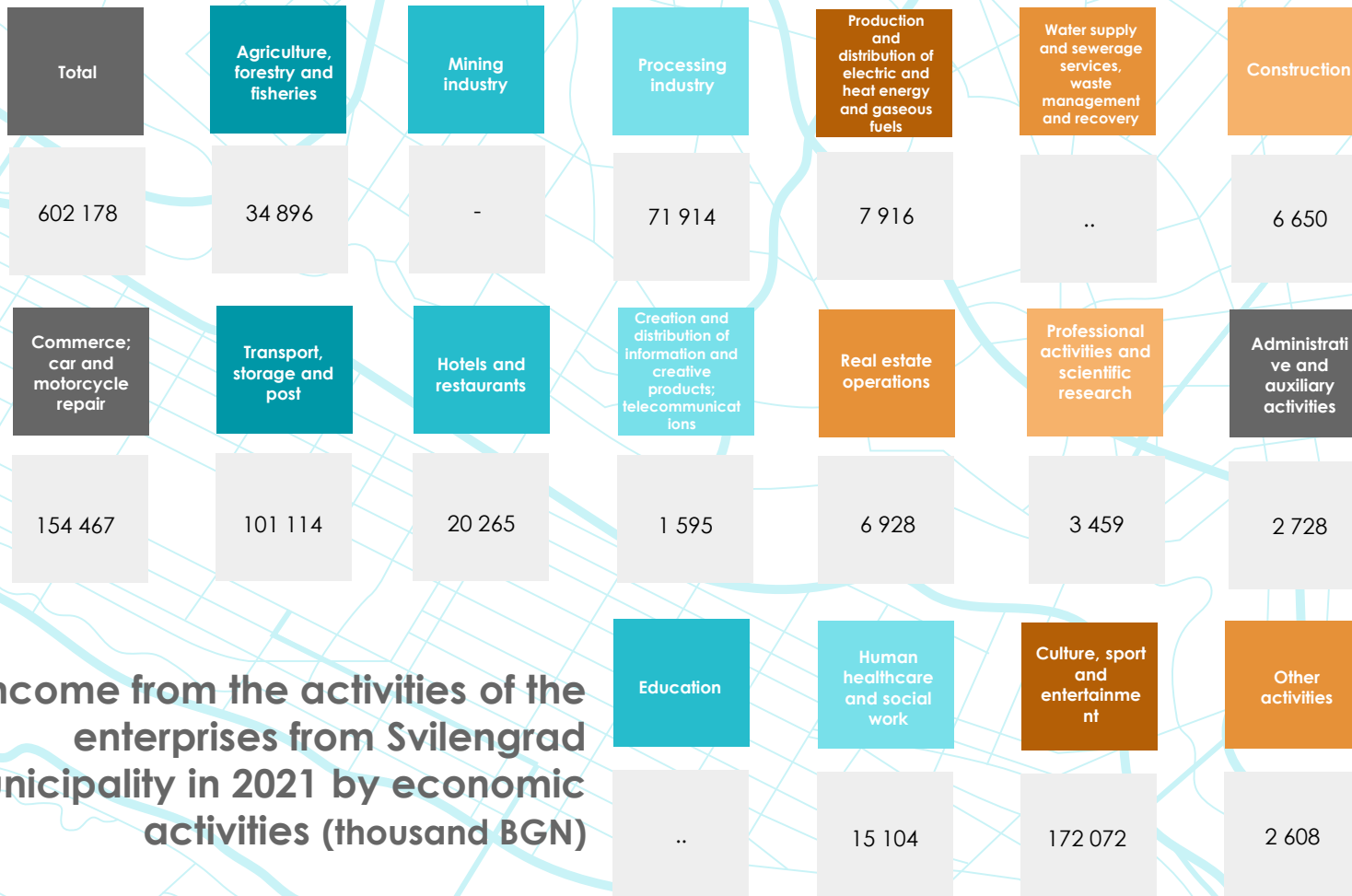
.. No data



 **Produced output in the enterprises of Svilengrad municipality in 2021 by economic activities (thousand BGN)**

.. Confidential data

.. No data



Income from the activities of the enterprises from Svilengrad Municipality in 2021 by economic activities (thousand BGN)



.. Confidential data

.. No data

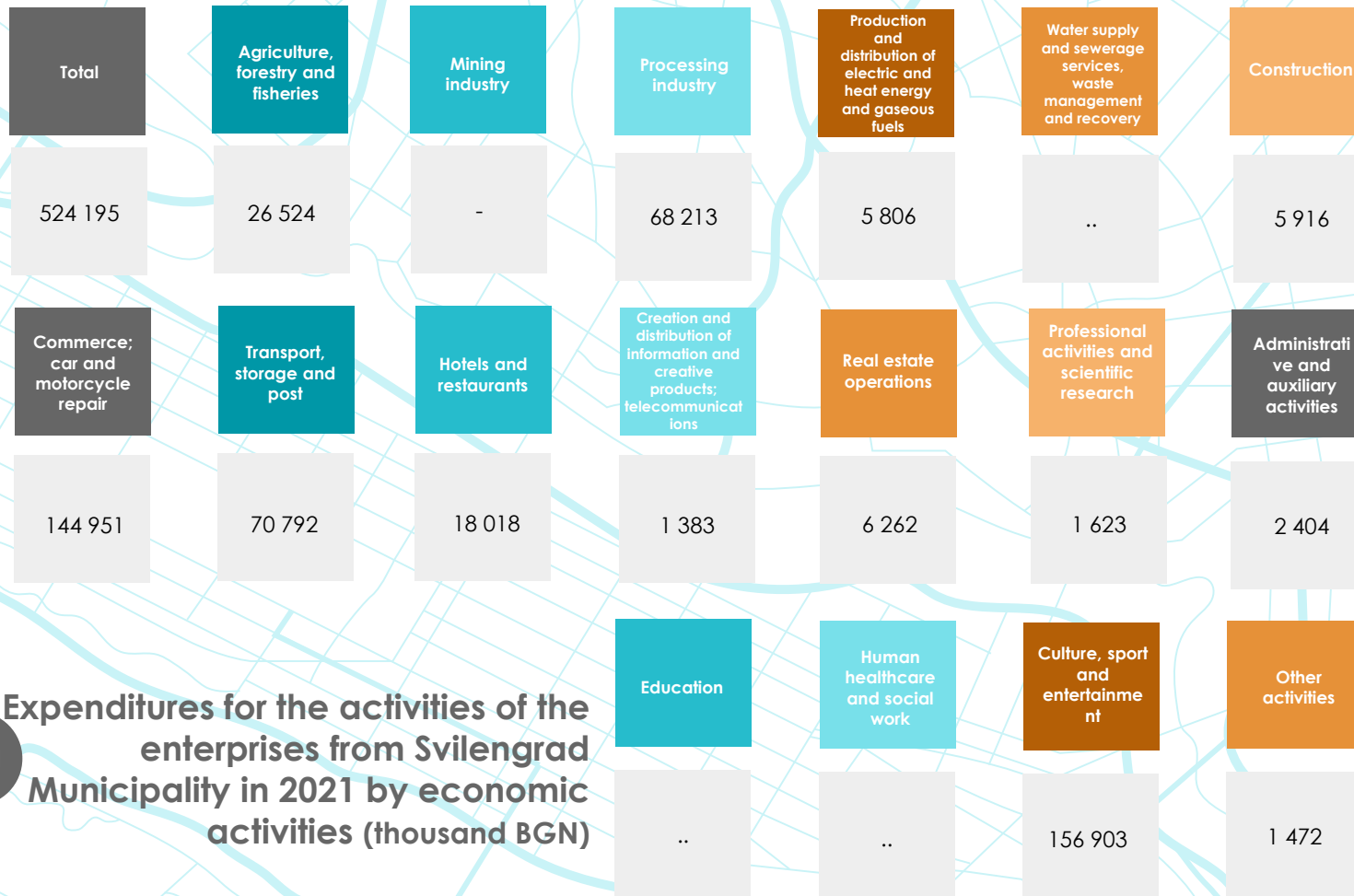


Net sales revenue of enterprises from Svilengrad Municipality in 2021 by economic activities (thousand BGN)

Total	Agriculture, forestry and fisheries	Mining industry	Processing industry	Production and distribution of electric and heat energy and gaseous fuels	Water supply and sewerage services, waste management and recovery	Construction
558 852	22 243	-	67 030	5 821	..	5 766
Commerce; car and motorcycle repair	Transport, storage and post	Hotels and restaurants	Creation and distribution of information and creative products; telecommunications	Real estate operations	Professional activities and scientific research	Administrative and auxiliary activities
152 334	97 998	13 457	1 545	6 191	3 397	2 547
			Education	Human healthcare and social work	Culture, sport and entertainment	Other activities
			..	11 815	165 846	2 435

.. Confidential data

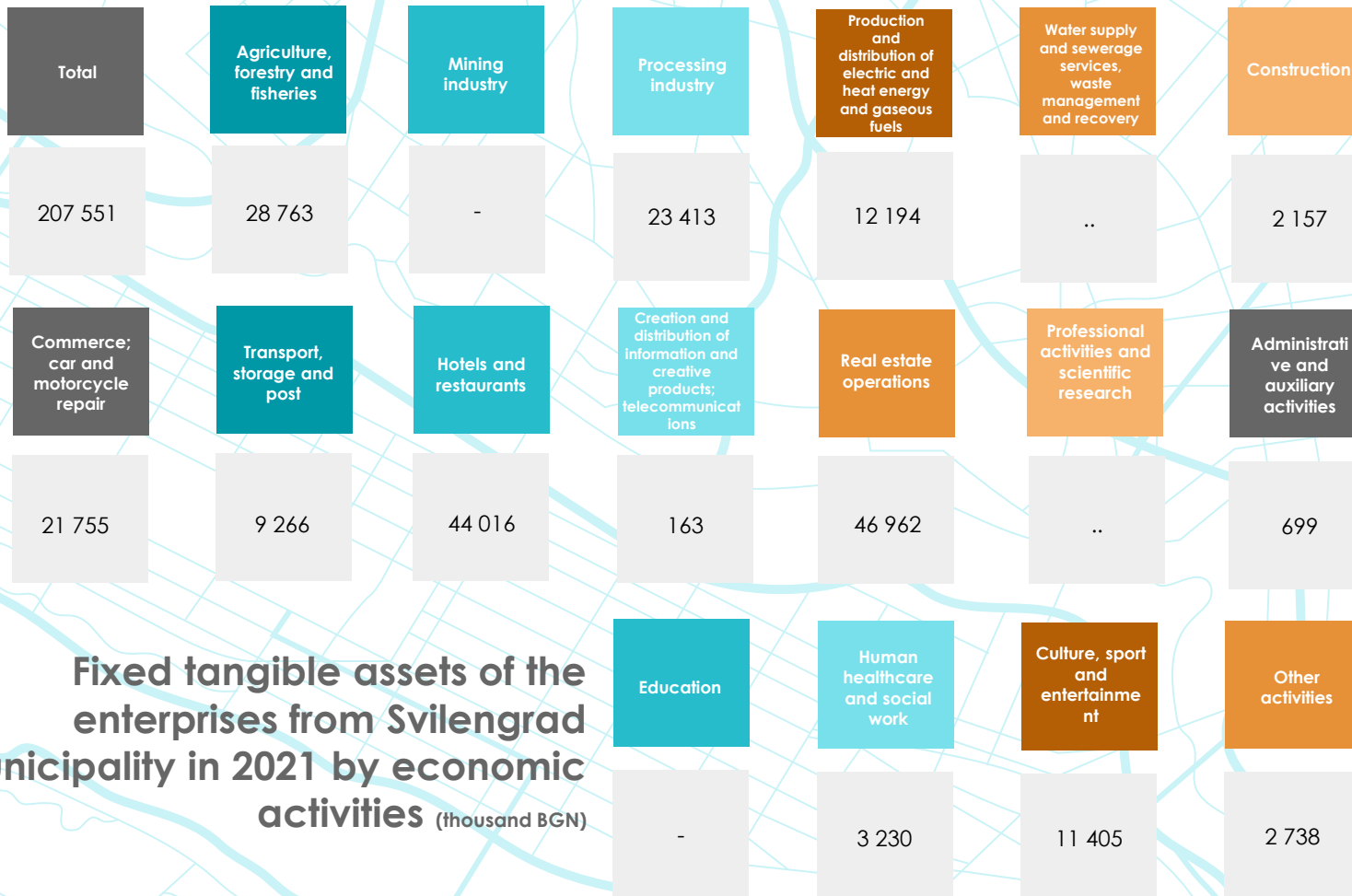
.. No data



Expenditures for the activities of the enterprises from Svilengrad Municipality in 2021 by economic activities (thousand BGN)

.. Confidential data

.. No data



Fixed tangible assets of the enterprises from Svilengrad municipality in 2021 by economic activities (thousand BGN)



.. Confidential data

.. No data

	Enterprises	Produced output	Operating income	Net sales revenue	Activity costs	Fixed tangible assets
Total	1 252	429 319 BGN thousand	602 178 BGN thousand	558 852 BGN thousand	524 195 BGN thousand	207 551 BGN thousand
Micro up to 9 employed	1 174	83 814 BGN thousand	168 189 BGN thousand	142 832 BGN thousand	141 410 BGN thousand	103 323 BGN thousand
Small from 10 to 49	67	159 950 BGN thousand	216 481 BGN thousand	207 976 BGN thousand	183 730 BGN thousand	65 517 BGN thousand
Medium from 50 to 249
Large over 250



Main economic indicators of non-financial enterprises for 2021 by groups of enterprises according to the persons employed in them in Svilengrad Municipality

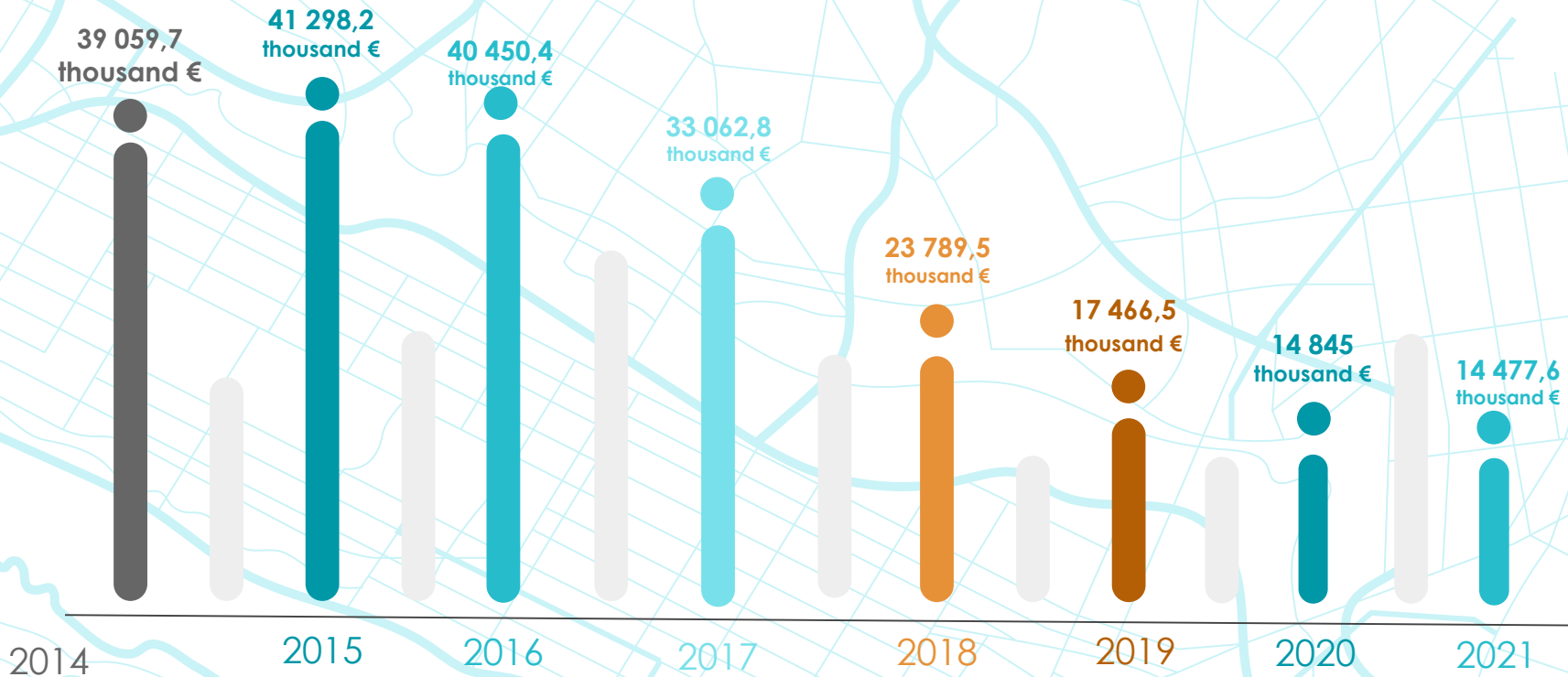
... Confidential data

95% Micro up to 9 employed

5% Small from 10 to 49



Foreign direct investments from the non-financial sector in the period 2014-2021 for Svilengrad Municipality



Interreg



Greece-Bulgaria

GR-BG BUSINESS PASSPORT

European Regional Development Fund



Revenues of construction companies for 2018, 2019 and 2021 r.

Svilengrad Municipality



2018

4 689
thousand
BGN



2019

3 925
thousand
BGN



2021

5 288
thousand
BGN

Interreg Greece-Bulgaria



GR-BG BUSINESS PASSPORT

European Regional Development Fund

„This document is developed on the Project „Greek Bulgarian Business Partnership by Assistance, Services, Solutions to Promote Open Regions Team” with acronym „GR-BG BUSINESS PASSPORT“, funded by Cooperation Programme Interreg V-A “Greece-Bulgaria 2014-2020”, Subsidy contract № B6.3a.07/13.04.2021. The project is co-funded by the European Regional Development Fund (ERDF) and by national funds of the countries participating in Cooperation Programme Interreg V-A “Greece-Bulgaria 2014-2020”. The contents of this information are sole responsibility of RMA Maritza and can in no way be taken to reflect the views of the European Union, the participating countries the Managing Authority and the Joint Secretariat“

